

State of Maine Wildlife & Motor Vehicle Collisions

2018-2022



MaineDOT

Prepared by:

Maine Department of Transportation
Office of Safety & Mobility Crash Records Section
16 State House Station
Augusta, Maine 04333-0016

STATE OF MAINE
HIGHWAY ANIMAL CRASHES
2018 - 2022

I. PREFACE i

II. ANIMAL CRASHES TABLES AND CHARTS 2018-2022

Crashes Summarized by:

Animal Type 1
County 2
Severity 3
Moose Crashes by County 4-5
Deer Crashes by County 6-7
Bear Crashes by County 8-9
All Other Animal Crashes by County 10-11
Turkey Crashes by County 12-13

Crashes Summarized by:

Total & Percentages of Each Animal Type 14
Estimated Economic Loss 15
Animal Type Injury/Fatal Comparison 16
Animal Type Injury/Fatal Location Heat Maps..... 17-18
Age Group of Driver 19
Vehicle Type 20-21
Month 22
Day of Week 23
Time of Day 24-25
Light Conditions 26
Weather Conditions 27

STATE OF MAINE

HIGHWAY ANIMAL CRASHES

2018 - 2022

Preface

This publication is a statistical review of reported motor vehicle highway crashes that involved animals in Maine during the five-year study period 2018 - 2022. The statistics are compiled from crash reports submitted to the Department of Transportation by the Traffic Division, Department of Public Safety. The Traffic Division receives all police uniform crash reports Form 13:20 A, from state, county and local police agencies.

The enclosed charts, graphs, listings and summaries were produced using the Department of Transportation's Computerized Crash Records System. Fatalities data was provided by the Department of Public Safety. Except for adjustments to locations and crash-type information for accuracy, no attempt has been made to modify the raw data received from the reporting agencies. However, because crash scenes are often dangerous and chaotic, some inaccuracies in data collection are possible.

A comparison of this report with other summaries of crashes and fatalities may also reveal inconsistencies due to changes in crash classification, late submittals, and differing reporting criteria. Fatalities data is provided by the Department of Public Safety and does not include deaths that were later determined to be of natural causes.

The Department of Transportation and the Department of Public Safety wish to express our sincere thank you to all law enforcement agencies and officers for the work they do on crash investigations. Without their dedication, this report would not be possible.

A link to this publication can be found on the maine.gov website at:

maine.gov/mdot/safety/crash-data/

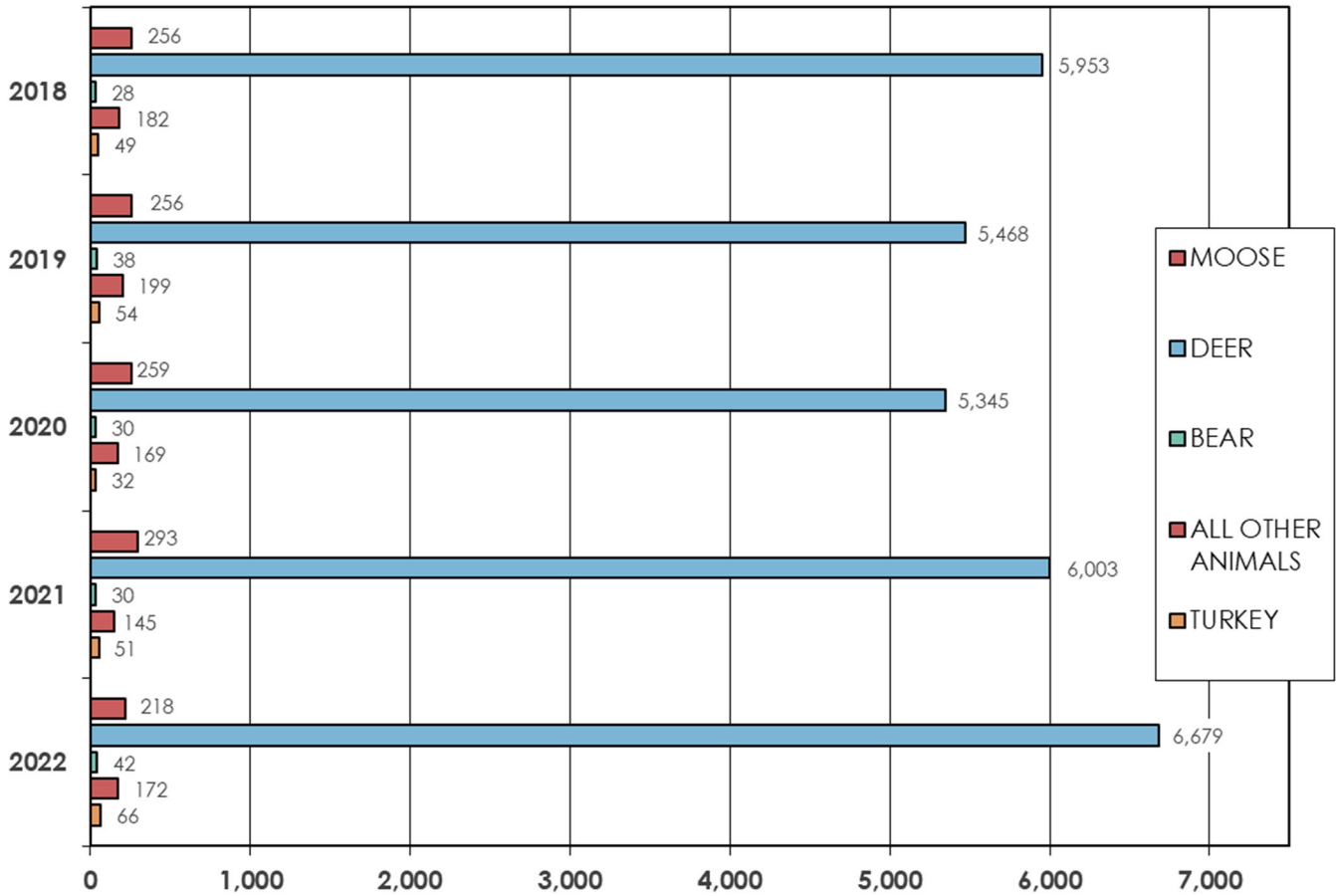
We welcome your comments and suggestions on this report at:

Maine Department of Transportation
Office of Safety & Mobility
Crash Records Section
16 State House Station
Augusta, ME 04333-0016
Tel: 207-624-3616



MAINE HIGHWAY ANIMAL CRASHES BY TYPE

2018 - 2022



| ANIMAL TYPE | 2018 | 2019 | 2020 | 2021 | 2022 | FIVE YEAR TOTAL |
|--------------------------|--------------|--------------|--------------|--------------|--------------|-----------------|
| MOOSE | 256 | 256 | 259 | 293 | 218 | 1,282 |
| DEER | 5,953 | 5,468 | 5,345 | 6,003 | 6,679 | 29,448 |
| BEAR | 28 | 38 | 30 | 30 | 42 | 168 |
| ALL OTHER ANIMALS | 182 | 199 | 169 | 145 | 172 | 867 |
| TURKEY | 49 | 54 | 32 | 51 | 66 | 252 |
| TOTAL | 6,468 | 6,015 | 5,835 | 6,522 | 7,177 | 32,017 |



MAINE HIGHWAY ANIMAL CRASHES BY COUNTY 2018 - 2022

| MOOSE | 2018 | 2019 | 2020 | 2021 | 2022 | TOTAL |
|--------------|------------|------------|------------|------------|------------|--------------|
| ANDROSCOGGIN | 0 | 1 | 3 | 3 | 1 | 8 |
| AROOSTOOK | 120 | 115 | 113 | 121 | 106 | 575 |
| CUMBERLAND | 3 | 3 | 0 | 5 | 3 | 14 |
| FRANKLIN | 27 | 17 | 20 | 20 | 10 | 94 |
| HANCOCK | 3 | 6 | 7 | 3 | 3 | 22 |
| KENNEBEC | 4 | 5 | 7 | 6 | 1 | 23 |
| KNOX | 0 | 0 | 0 | 0 | 0 | 0 |
| LINCOLN | 1 | 0 | 0 | 1 | 1 | 3 |
| OXFORD | 13 | 18 | 3 | 15 | 16 | 65 |
| PENOBSCOT | 41 | 43 | 56 | 58 | 43 | 241 |
| PISCATAQUIS | 9 | 5 | 11 | 10 | 7 | 42 |
| SAGADAHOC | 0 | 1 | 0 | 1 | 0 | 2 |
| SOMERSET | 17 | 18 | 20 | 27 | 12 | 94 |
| WALDO | 0 | 0 | 2 | 1 | 1 | 4 |
| WASHINGTON | 15 | 22 | 16 | 19 | 14 | 86 |
| YORK | 3 | 2 | 1 | 3 | 0 | 9 |
| TOTAL | 256 | 256 | 259 | 293 | 218 | 1,282 |

| DEER | 2018 | 2019 | 2020 | 2021 | 2022 | TOTAL |
|--------------|--------------|--------------|--------------|--------------|--------------|---------------|
| ANDROSCOGGIN | 329 | 290 | 261 | 307 | 374 | 1,561 |
| AROOSTOOK | 307 | 248 | 200 | 201 | 267 | 1,223 |
| CUMBERLAND | 700 | 727 | 641 | 803 | 916 | 3,787 |
| FRANKLIN | 233 | 232 | 212 | 201 | 278 | 1,156 |
| HANCOCK | 457 | 422 | 475 | 564 | 574 | 2,492 |
| KENNEBEC | 668 | 586 | 589 | 657 | 759 | 3,259 |
| KNOX | 176 | 153 | 171 | 188 | 156 | 844 |
| LINCOLN | 165 | 154 | 148 | 205 | 218 | 890 |
| OXFORD | 269 | 275 | 208 | 269 | 344 | 1,365 |
| PENOBSCOT | 804 | 691 | 733 | 809 | 799 | 3,836 |
| PISCATAQUIS | 161 | 130 | 129 | 87 | 119 | 626 |
| SAGADAHOC | 160 | 115 | 157 | 160 | 160 | 752 |
| SOMERSET | 433 | 420 | 408 | 378 | 471 | 2,110 |
| WALDO | 337 | 302 | 275 | 327 | 337 | 1,578 |
| WASHINGTON | 248 | 210 | 240 | 206 | 214 | 1,118 |
| YORK | 506 | 513 | 498 | 641 | 693 | 2,851 |
| TOTAL | 5,953 | 5,468 | 5,345 | 6,003 | 6,679 | 29,448 |

| BEAR | 2018 | 2019 | 2020 | 2021 | 2022 | TOTAL |
|--------------|-----------|-----------|-----------|-----------|-----------|------------|
| ANDROSCOGGIN | 0 | 0 | 0 | 0 | 0 | 0 |
| AROOSTOOK | 9 | 11 | 8 | 7 | 9 | 44 |
| CUMBERLAND | 2 | 0 | 1 | 0 | 3 | 6 |
| FRANKLIN | 0 | 2 | 1 | 2 | 0 | 5 |
| HANCOCK | 0 | 4 | 1 | 2 | 2 | 9 |
| KENNEBEC | 0 | 1 | 0 | 0 | 1 | 2 |
| KNOX | 0 | 0 | 0 | 0 | 0 | 0 |
| LINCOLN | 0 | 0 | 0 | 0 | 0 | 0 |
| OXFORD | 1 | 5 | 3 | 3 | 1 | 13 |
| PENOBSCOT | 6 | 11 | 7 | 11 | 22 | 57 |
| PISCATAQUIS | 3 | 0 | 0 | 1 | 0 | 4 |
| SAGADAHOC | 0 | 0 | 0 | 0 | 0 | 0 |
| SOMERSET | 0 | 1 | 0 | 0 | 1 | 2 |
| WALDO | 0 | 1 | 0 | 0 | 0 | 1 |
| WASHINGTON | 2 | 1 | 4 | 4 | 1 | 12 |
| YORK | 5 | 1 | 5 | 0 | 2 | 13 |
| TOTAL | 28 | 38 | 30 | 30 | 42 | 168 |

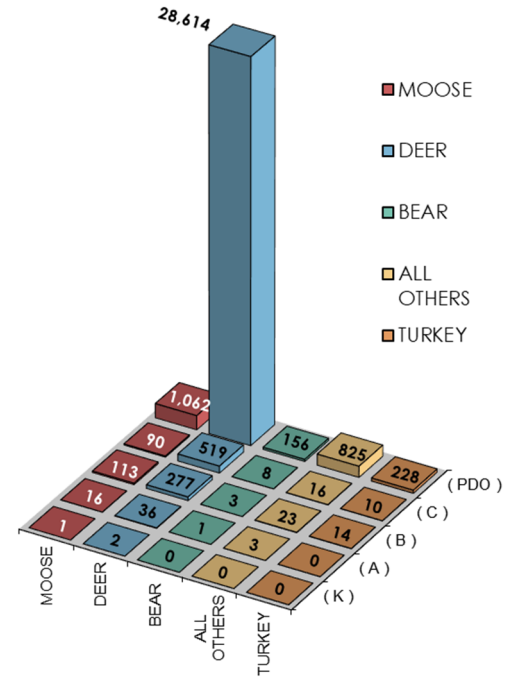
| ALL OTHER ANIMALS | 2018 | 2019 | 2020 | 2021 | 2022 | TOTAL |
|--------------------------|------------|------------|------------|------------|------------|------------|
| ANDROSCOGGIN | 6 | 10 | 5 | 7 | 5 | 33 |
| AROOSTOOK | 11 | 11 | 11 | 7 | 16 | 56 |
| CUMBERLAND | 19 | 26 | 23 | 13 | 23 | 104 |
| FRANKLIN | 10 | 4 | 7 | 3 | 9 | 33 |
| HANCOCK | 5 | 8 | 13 | 11 | 7 | 44 |
| KENNEBEC | 19 | 19 | 20 | 19 | 26 | 103 |
| KNOX | 4 | 6 | 2 | 6 | 6 | 24 |
| LINCOLN | 13 | 7 | 5 | 4 | 0 | 29 |
| OXFORD | 10 | 9 | 9 | 10 | 7 | 45 |
| PENOBSCOT | 22 | 31 | 27 | 23 | 28 | 131 |
| PISCATAQUIS | 2 | 7 | 3 | 2 | 4 | 18 |
| SAGADAHOC | 6 | 10 | 6 | 5 | 4 | 31 |
| SOMERSET | 19 | 14 | 9 | 14 | 7 | 63 |
| WALDO | 11 | 7 | 7 | 9 | 9 | 43 |
| WASHINGTON | 3 | 5 | 6 | 2 | 2 | 18 |
| YORK | 22 | 25 | 16 | 10 | 19 | 92 |
| TOTAL | 182 | 199 | 169 | 145 | 172 | 867 |

| TURKEY | 2018 | 2019 | 2020 | 2021 | 2022 | TOTAL |
|---------------|-----------|-----------|-----------|-----------|-----------|------------|
| ANDROSCOGGIN | 1 | 2 | 0 | 3 | 4 | 10 |
| AROOSTOOK | 3 | 0 | 4 | 6 | 4 | 17 |
| CUMBERLAND | 6 | 7 | 3 | 8 | 11 | 35 |
| FRANKLIN | 1 | 0 | 0 | 1 | 2 | 4 |
| HANCOCK | 2 | 1 | 0 | 3 | 3 | 9 |
| KENNEBEC | 13 | 10 | 7 | 9 | 8 | 47 |
| KNOX | 0 | 0 | 1 | 2 | 1 | 4 |
| LINCOLN | 0 | 3 | 0 | 0 | 3 | 6 |
| OXFORD | 3 | 1 | 1 | 0 | 0 | 5 |
| PENOBSCOT | 8 | 8 | 6 | 6 | 14 | 42 |
| PISCATAQUIS | 0 | 1 | 0 | 0 | 1 | 2 |
| SAGADAHOC | 1 | 3 | 0 | 1 | 3 | 8 |
| SOMERSET | 2 | 6 | 0 | 4 | 3 | 15 |
| WALDO | 4 | 2 | 1 | 2 | 2 | 11 |
| WASHINGTON | 1 | 2 | 1 | 1 | 4 | 9 |
| YORK | 4 | 8 | 8 | 5 | 3 | 28 |
| TOTAL | 49 | 54 | 32 | 51 | 66 | 252 |



MAINE HIGHWAY ANIMAL CRASHES BY SEVERITY 2018 - 2022

| <u>MOOSE</u> YEAR | FATAL CRASHES (K) | SERIOUS INJURY CRASHES (A) | MINOR INJURY CRASHES (B) | POSSIBLE INJURY CRASHES (C) | PROPERTY DAMAGE CRASHES (PDO) | TOTALS |
|--|-------------------------|--|--------------------------------|--------------------------------------|--|----------------|
| 2018 | 1 | 4 | 11 | 20 | 220 | 256 |
| 2019 | 0 | 2 | 20 | 21 | 213 | 256 |
| 2020 | 0 | 4 | 24 | 16 | 215 | 259 |
| 2021 | 0 | 3 | 31 | 19 | 240 | 293 |
| 2022 | 0 | 3 | 27 | 14 | 174 | 218 |
| TOTAL | 1 | 16 | 113 | 90 | 1,062 | 1,282 |
| PERCENT | 0.08% | PERCENT INJURY CRASHES = 17.08% | | | 82.84% | 100.00% |
| <u>DEER</u> YEAR | FATAL CRASHES (K) | SERIOUS INJURY CRASHES (A) | MINOR INJURY CRASHES (B) | POSSIBLE INJURY CRASHES (C) | PROPERTY DAMAGE CRASHES (PDO) | TOTALS |
| 2018 | 0 | 8 | 39 | 103 | 5,803 | 5,953 |
| 2019 | 0 | 6 | 48 | 93 | 5,321 | 5,468 |
| 2020 | 2 | 5 | 42 | 85 | 5,211 | 5,345 |
| 2021 | 0 | 6 | 75 | 114 | 5,808 | 6,003 |
| 2022 | 0 | 11 | 73 | 124 | 6,471 | 6,679 |
| TOTAL | 2 | 36 | 277 | 519 | 28,614 | 29,448 |
| PERCENT | 0.01% | PERCENT INJURY CRASHES = 2.83% | | | 97.17% | 100.00% |
| <u>BEAR</u> YEAR | FATAL CRASHES (K) | SERIOUS INJURY CRASHES (A) | MINOR INJURY CRASHES (B) | POSSIBLE INJURY CRASHES (C) | PROPERTY DAMAGE CRASHES (PDO) | TOTALS |
| 2018 | 0 | 0 | 2 | 1 | 25 | 28 |
| 2019 | 0 | 0 | 1 | 3 | 34 | 38 |
| 2020 | 0 | 0 | 0 | 1 | 29 | 30 |
| 2021 | 0 | 1 | 0 | 0 | 29 | 30 |
| 2022 | 0 | 0 | 0 | 3 | 39 | 42 |
| TOTAL | 0 | 1 | 3 | 8 | 156 | 168 |
| PERCENT | 0.00% | PERCENT INJURY CRASHES = 7.14% | | | 92.86% | 100.00% |
| <u>ALL OTHER ANIMALS</u> YEAR | FATAL CRASHES (K) | SERIOUS INJURY CRASHES (A) | MINOR INJURY CRASHES (B) | POSSIBLE INJURY CRASHES (C) | PROPERTY DAMAGE CRASHES (PDO) | TOTALS |
| 2018 | 0 | 0 | 3 | 5 | 174 | 182 |
| 2019 | 0 | 2 | 4 | 4 | 189 | 199 |
| 2020 | 0 | 0 | 3 | 1 | 165 | 169 |
| 2021 | 0 | 0 | 5 | 4 | 136 | 145 |
| 2022 | 0 | 1 | 8 | 2 | 161 | 172 |
| TOTAL | 0 | 3 | 23 | 16 | 825 | 867 |
| PERCENT | 0.00% | PERCENT INJURY CRASHES = 4.84% | | | 95.16% | 100.00% |
| <u>TURKEY</u> YEAR | FATAL CRASHES (K) | SERIOUS INJURY CRASHES (A) | MINOR INJURY CRASHES (B) | POSSIBLE INJURY CRASHES (C) | PROPERTY DAMAGE CRASHES (PDO) | TOTALS |
| 2018 | 0 | 0 | 2 | 3 | 44 | 49 |
| 2019 | 0 | 0 | 2 | 2 | 50 | 54 |
| 2020 | 0 | 0 | 5 | 0 | 27 | 32 |
| 2021 | 0 | 0 | 3 | 1 | 47 | 51 |
| 2022 | 0 | 0 | 2 | 4 | 60 | 66 |
| TOTAL | 0 | 0 | 14 | 10 | 228 | 252 |
| PERCENT | 0.00% | PERCENT INJURY CRASHES = 9.52% | | | 90.48% | 100.00% |



(K) = Fatal Injury Crash. A crash where the highest level of injury to any person is a fatal injury that results in death.

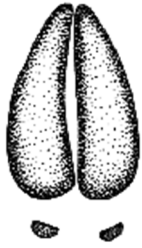
(A) = Serious Injury Crash. A crash where the highest level of injury to any person involved in the crash is a serious injury, which prevents the injured person from walking, driving or normally continuing the activities the person was capable of performing before the injury occurred.

(B) = Minor Injury Crash. A crash where the highest level of injury to any person involved in the crash is a minor injury, which is evident to observers at the scene of the crash in which the injury occurred.

(C) = Possible Injury Crash. A crash where the highest level of injury to any person involved in the crash is a possible injury, which is any injury reported or claimed which is not a fatal injury, serious injury or minor injury.

(PDO) = Property Damage Crash. A crash where no injury occurred and only damage occurred to property that reduces the monetary value of that property.

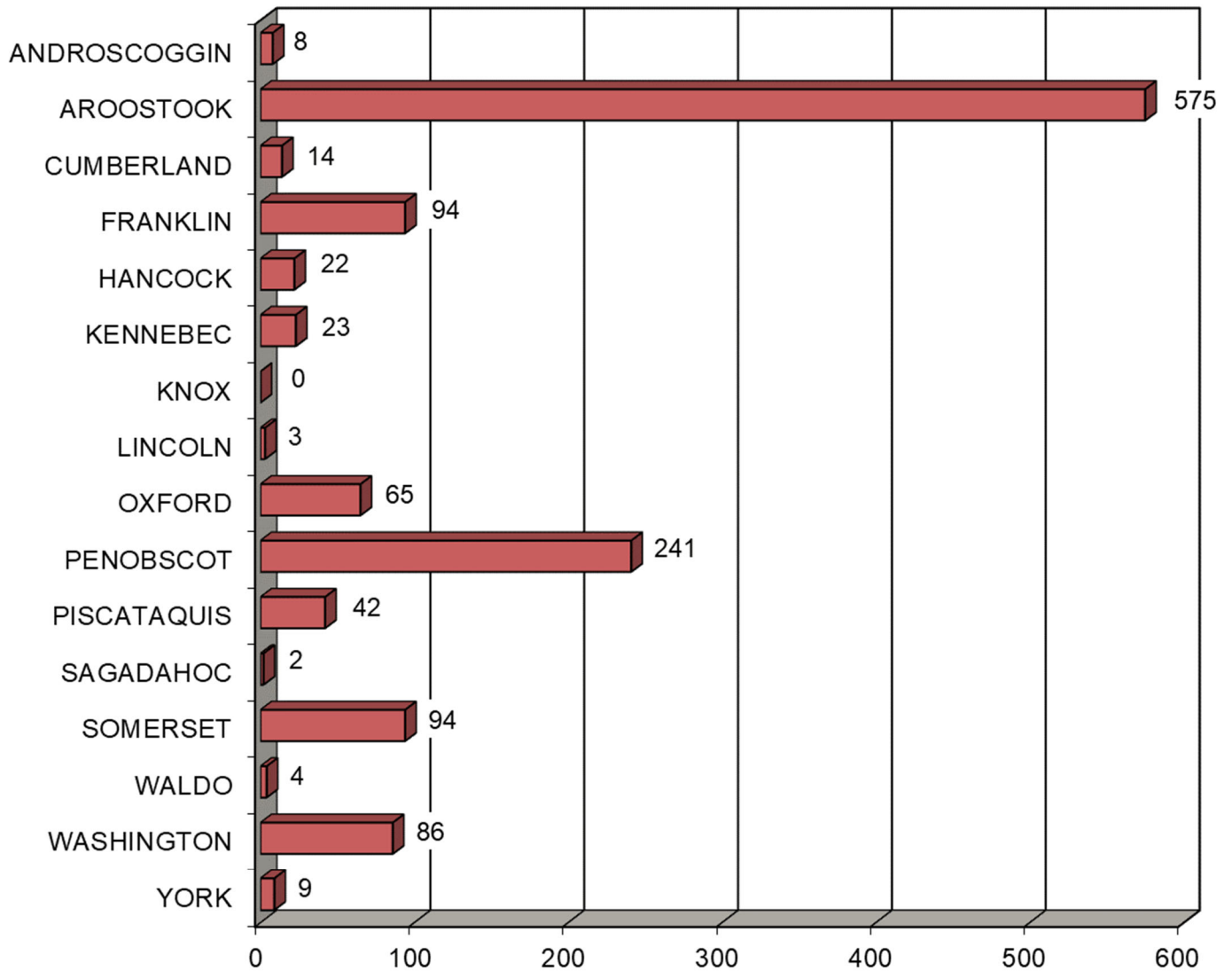


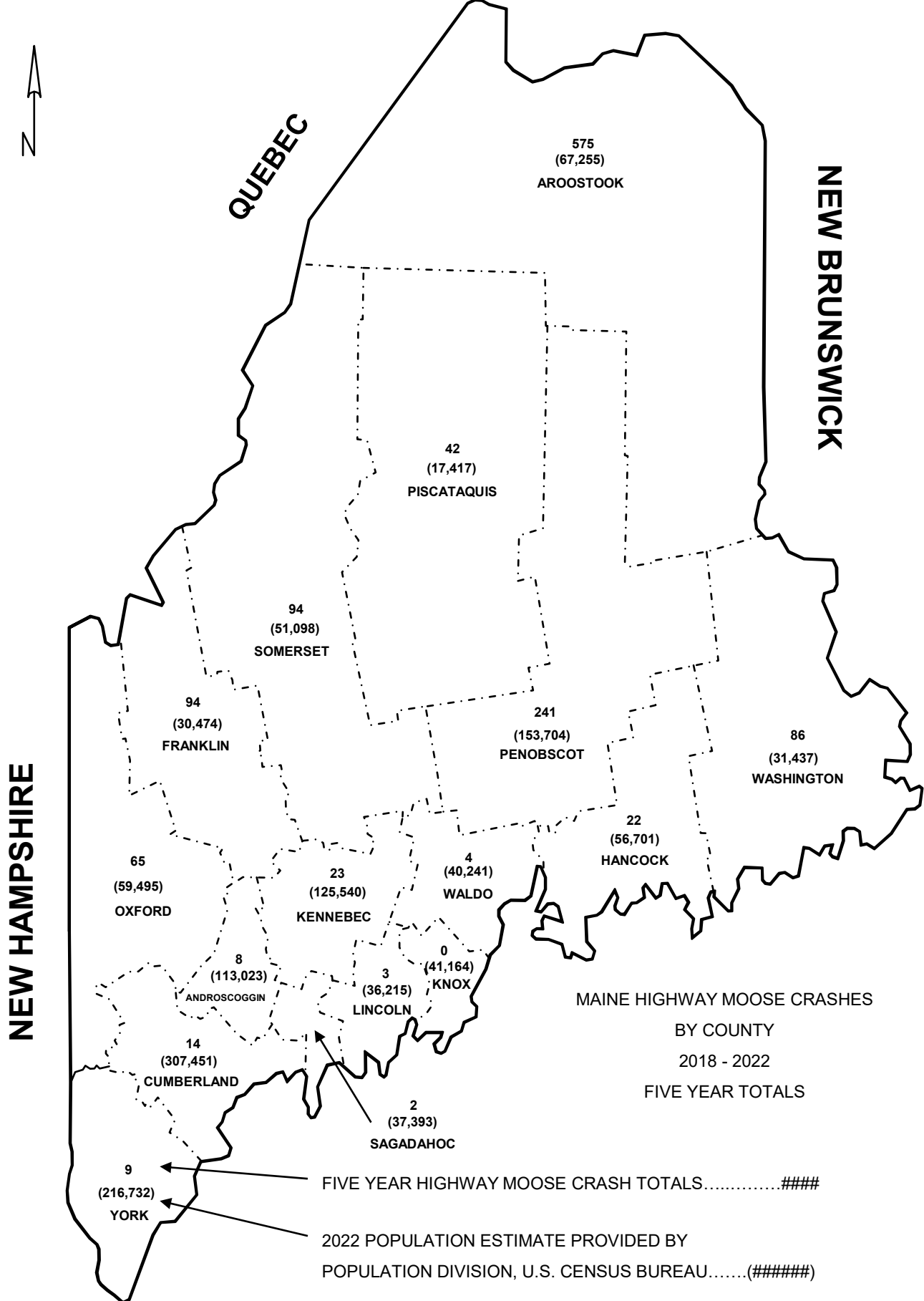


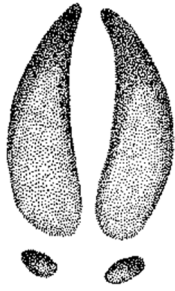
MAINE HIGHWAY MOOSE CRASHES

By County

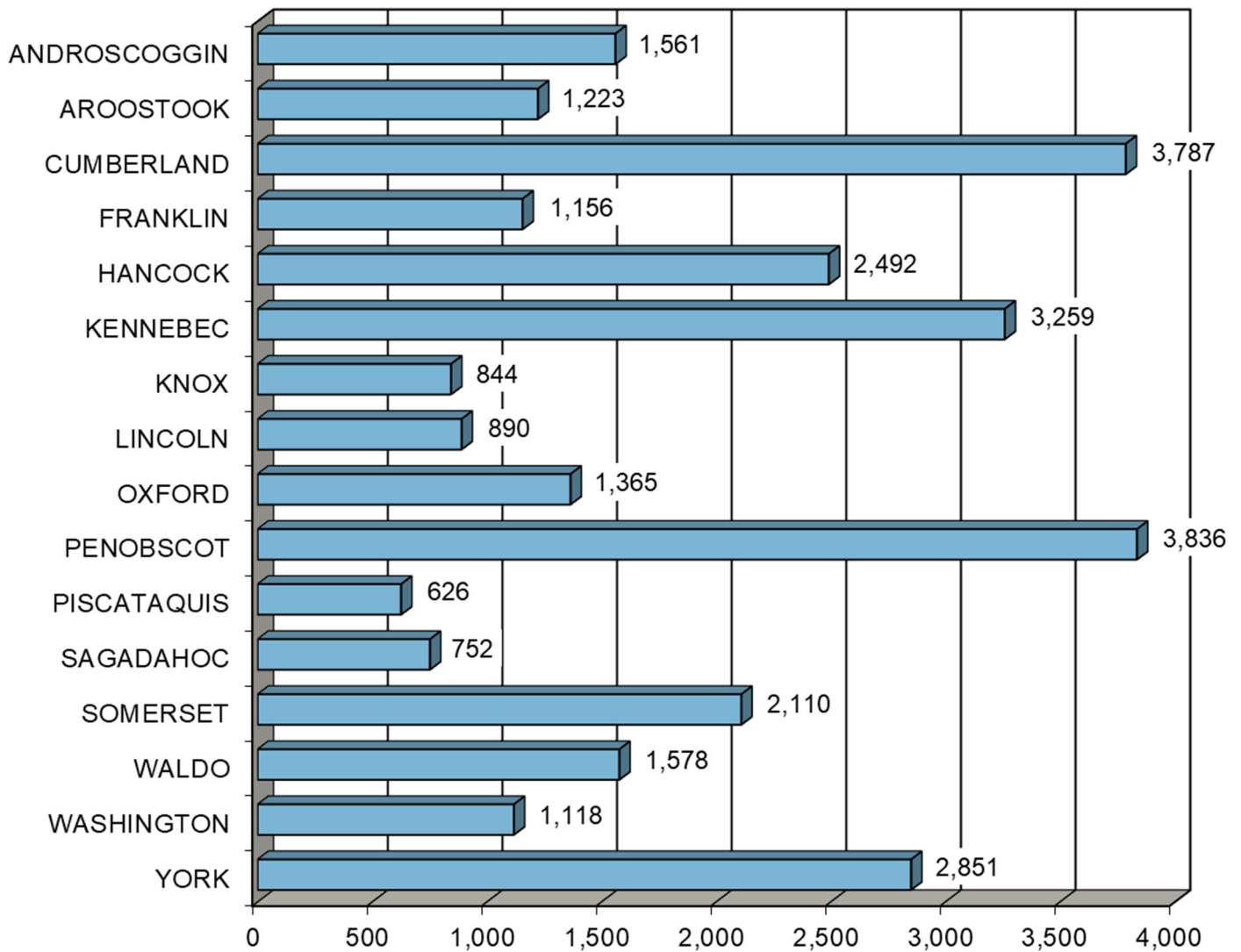
2018 - 2022







MAINE HIGHWAY DEER CRASHES By County 2018 - 2022

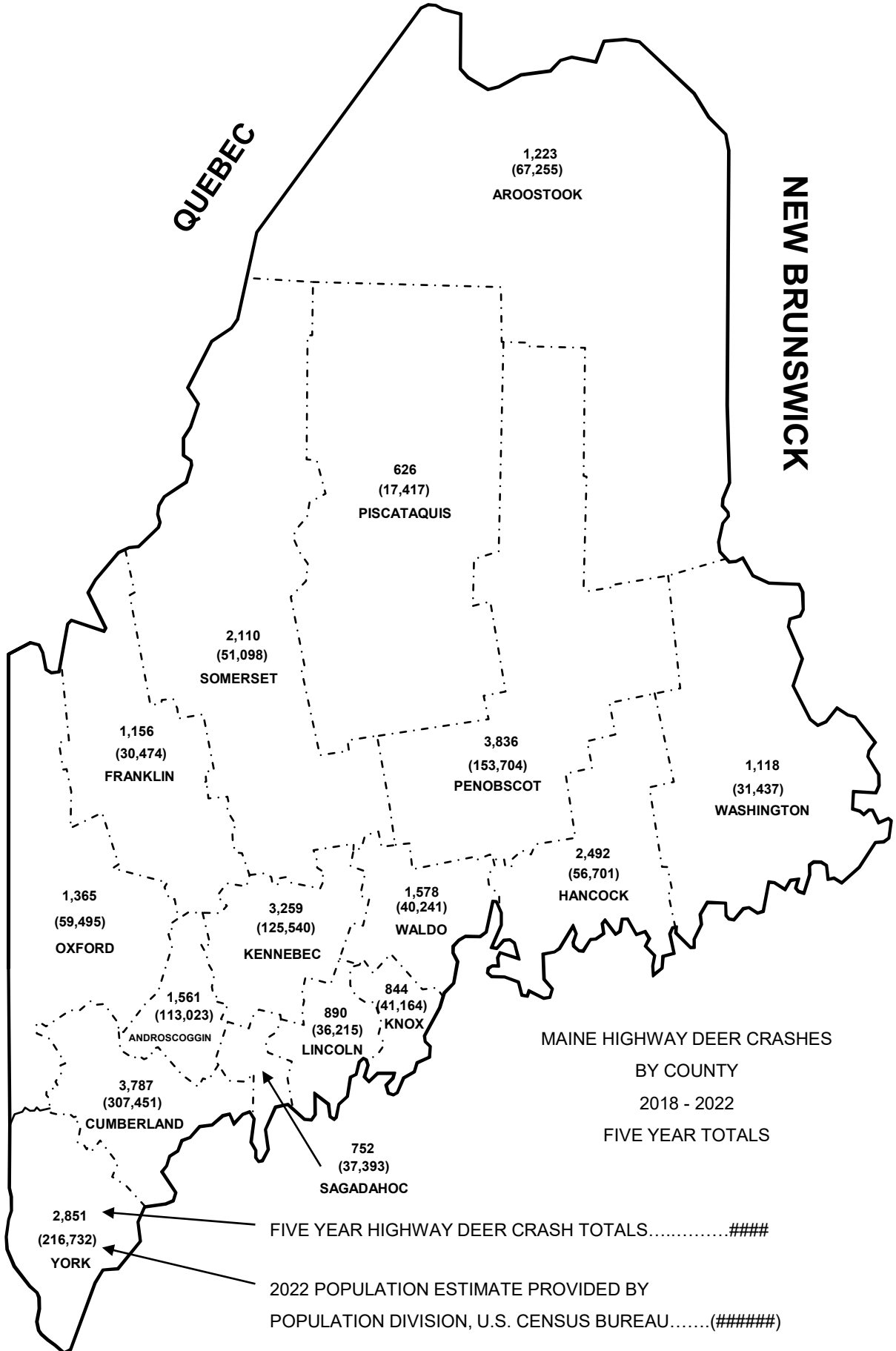




NEW HAMPSHIRE

QUEBEC

NEW BRUNSWICK





FRONT

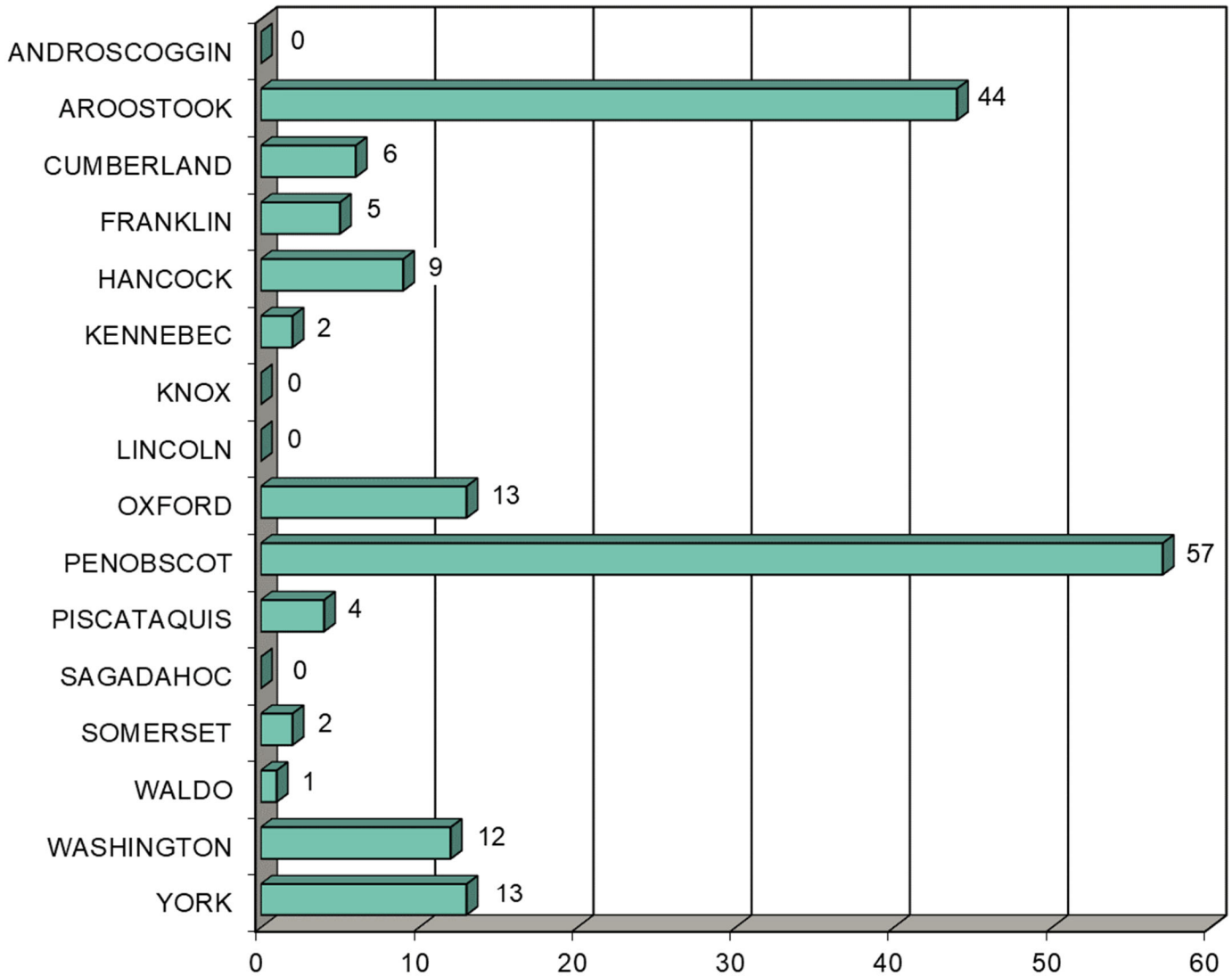


HIND

MAINE HIGHWAY BEAR CRASHES

By County

2018 - 2022

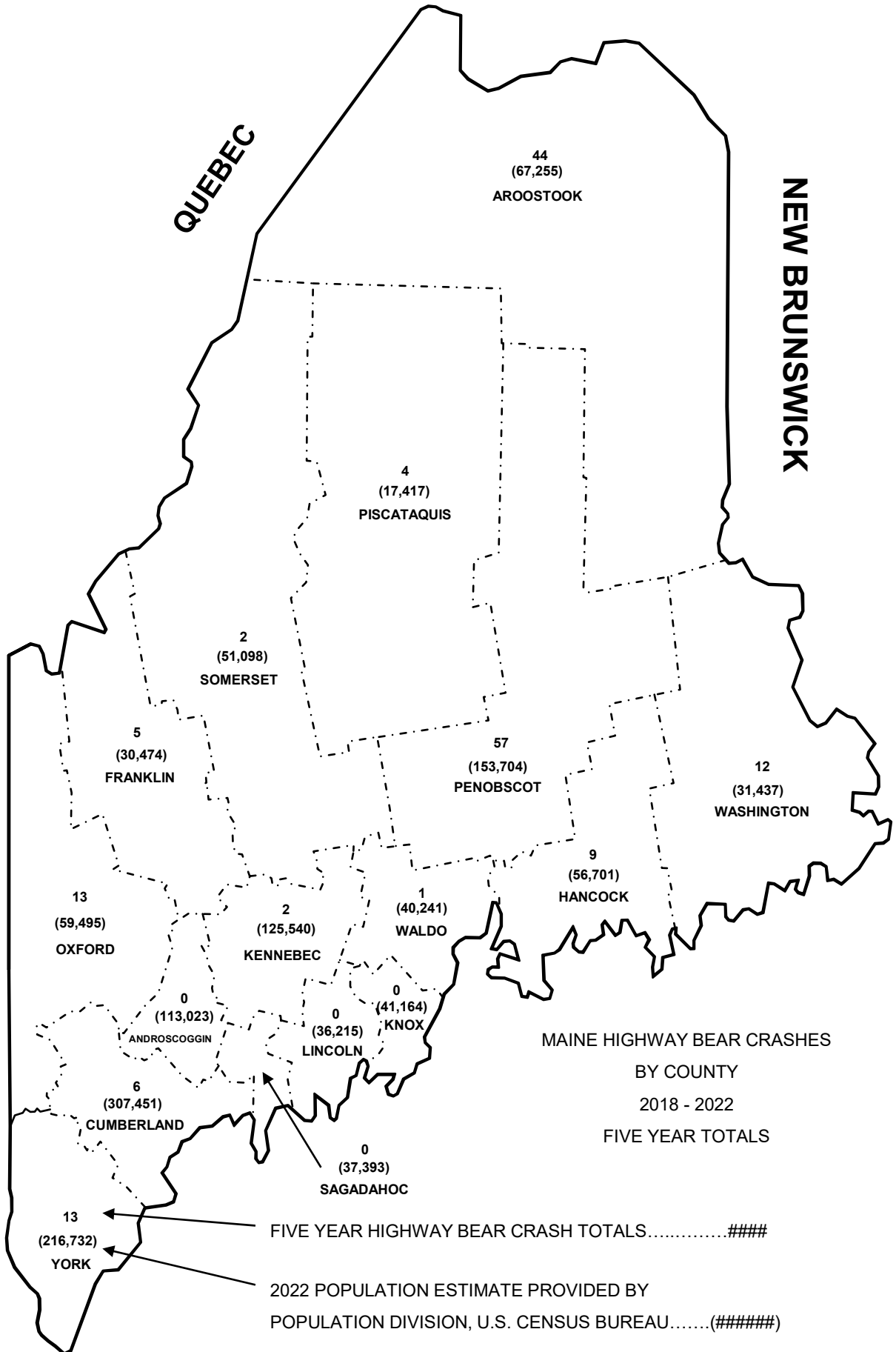




NEW HAMPSHIRE

QUEBEC

NEW BRUNSWICK




MAINE HIGHWAY BEAR CRASHES
BY COUNTY
2018 - 2022
FIVE YEAR TOTALS

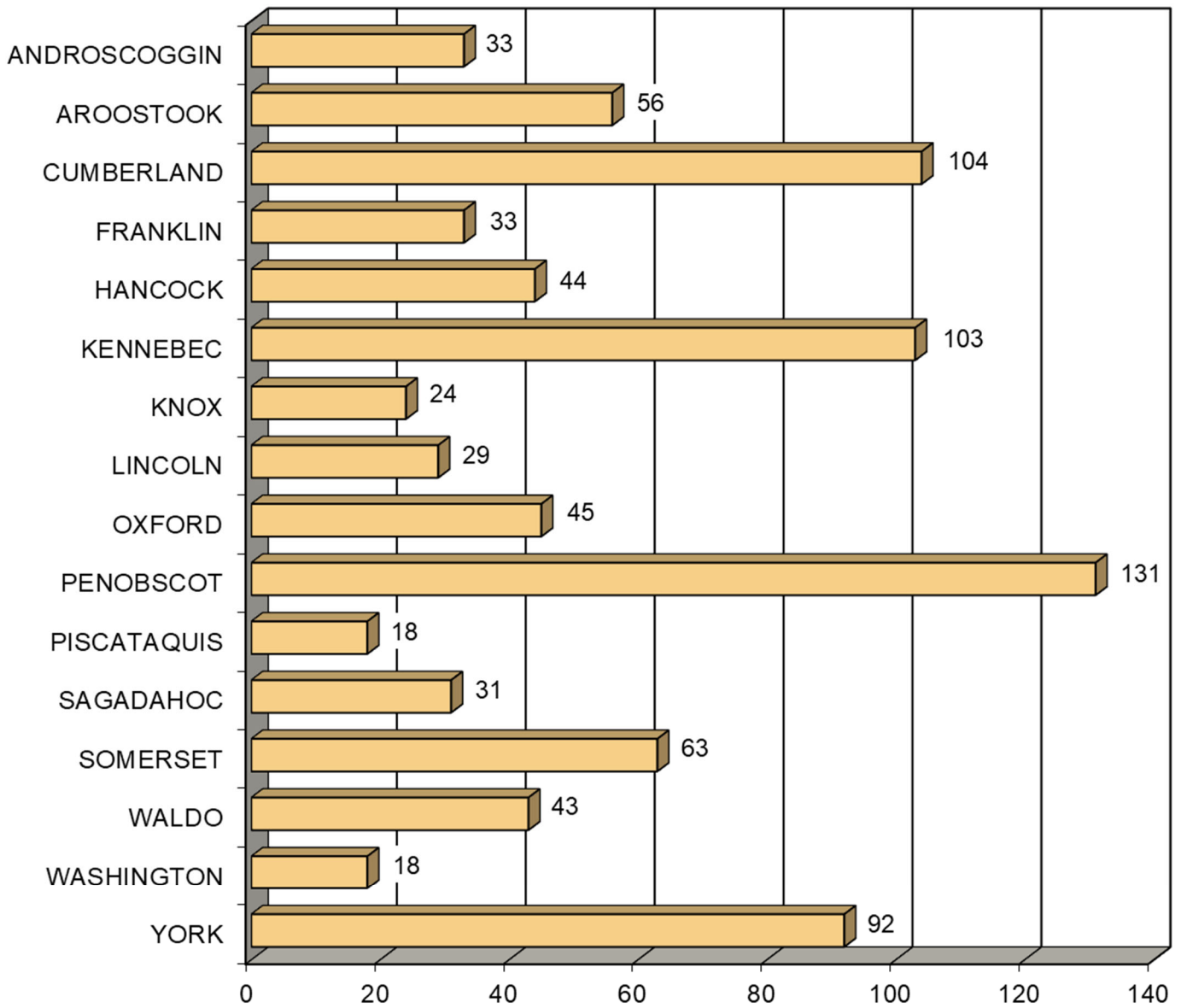
FIVE YEAR HIGHWAY BEAR CRASH TOTALS.....####

2022 POPULATION ESTIMATE PROVIDED BY
POPULATION DIVISION, U.S. CENSUS BUREAU.....(#####)





MAINE HIGHWAY ALL OTHER ANIMAL CRASHES By County 2018 - 2022

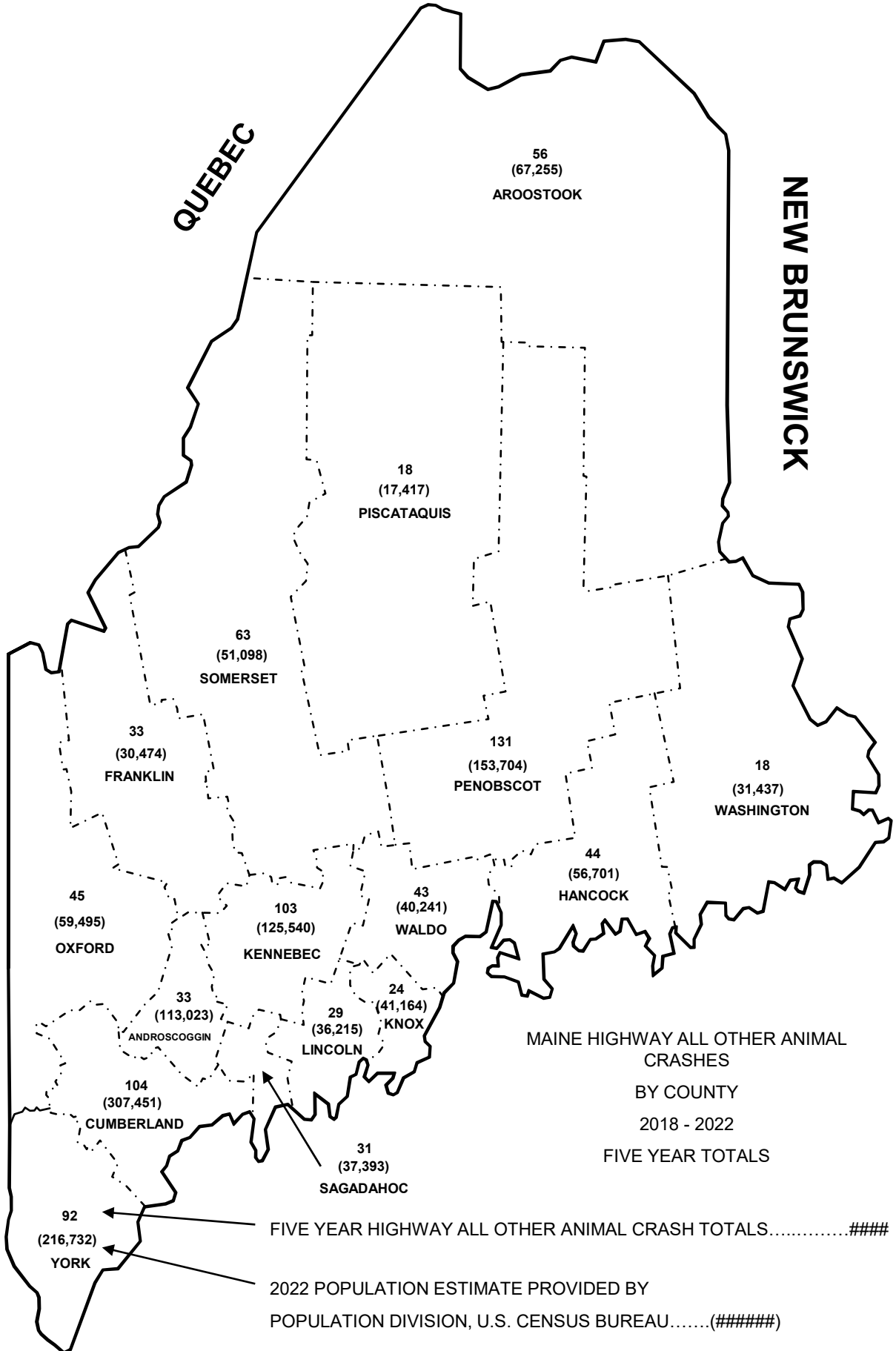




NEW HAMPSHIRE

QUEBEC

NEW BRUNSWICK



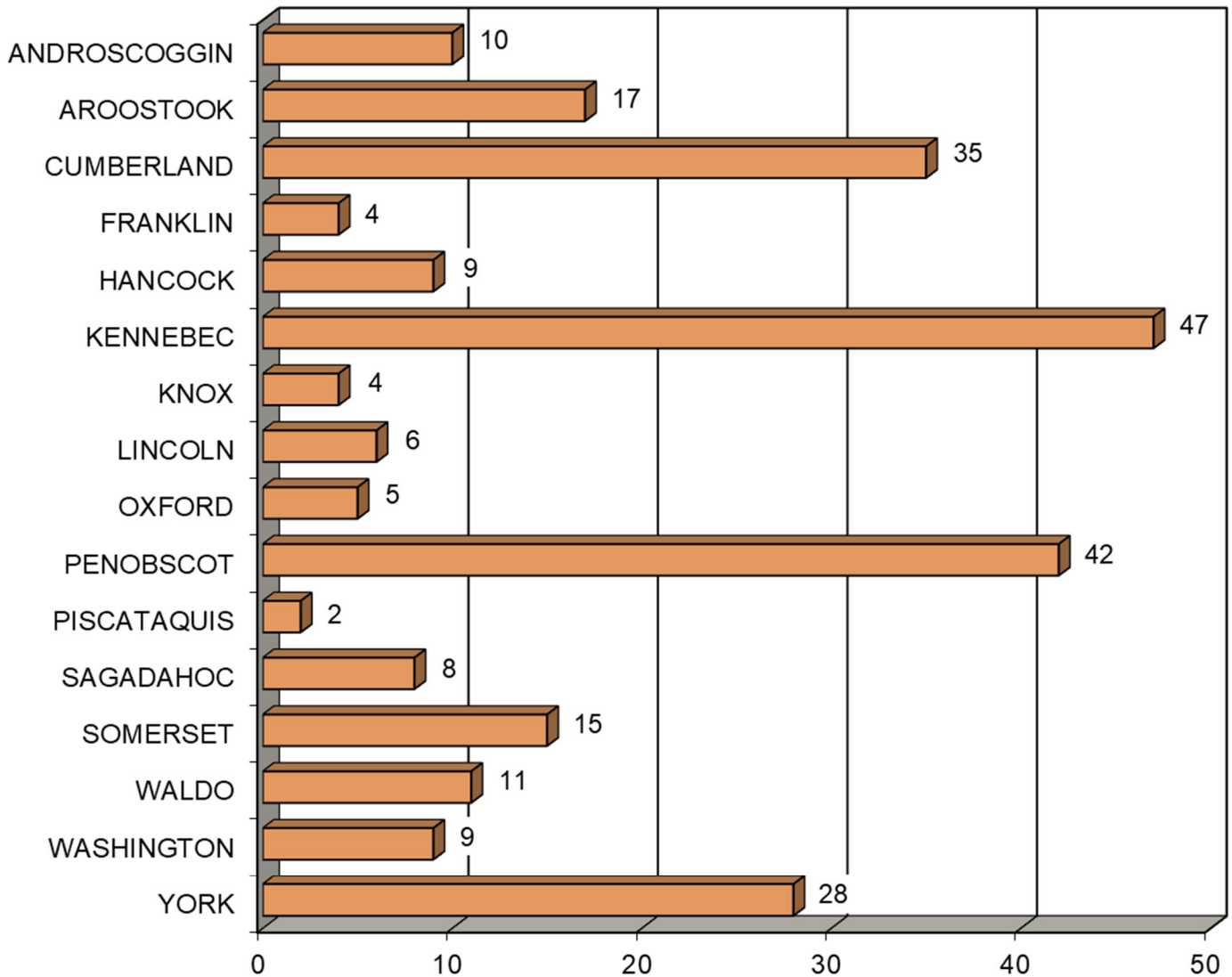
Produced by the Maine Department of Transportation



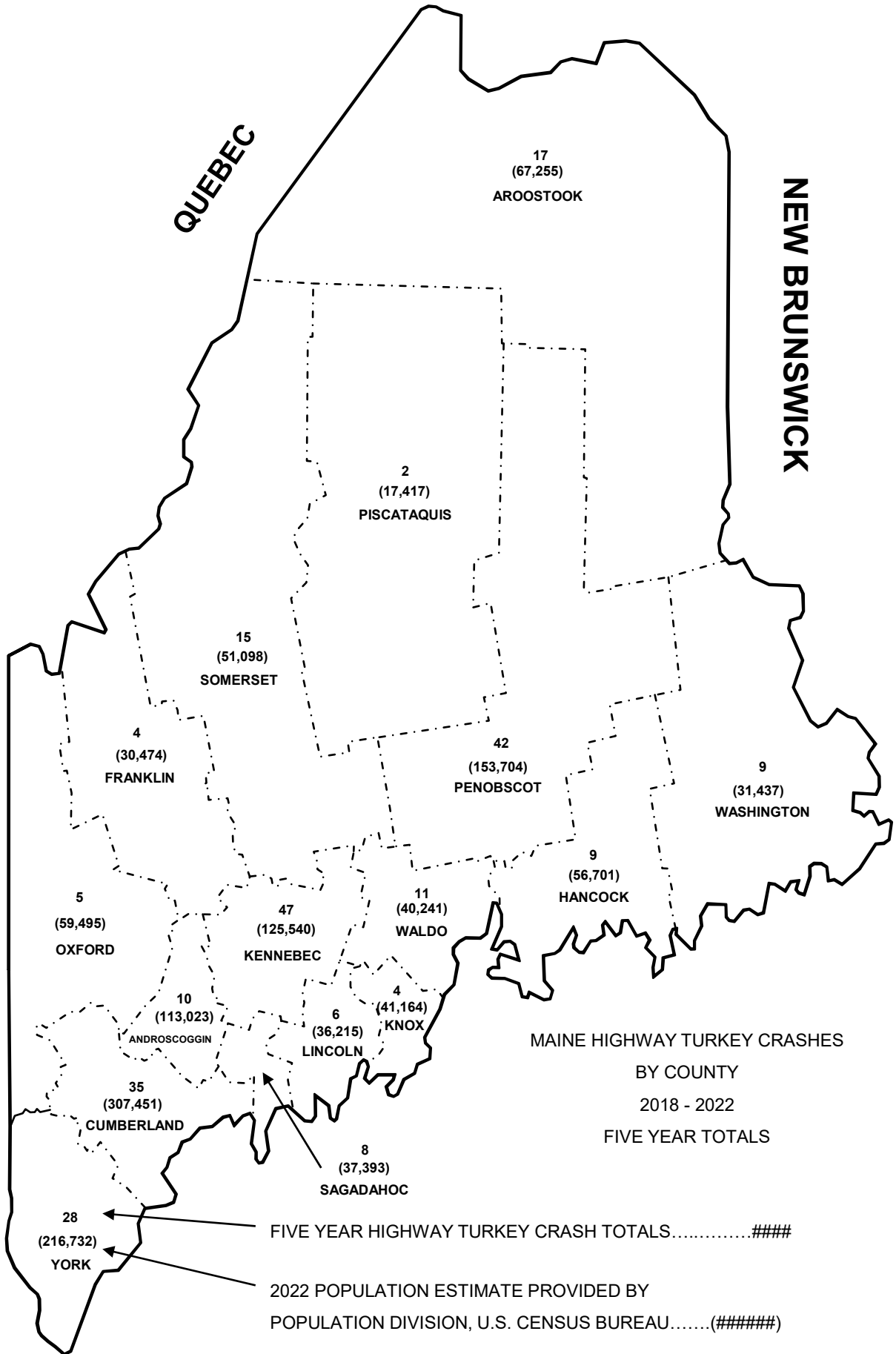
MAINE HIGHWAY TURKEY CRASHES

By County

2018 - 2022



NEW HAMPSHIRE



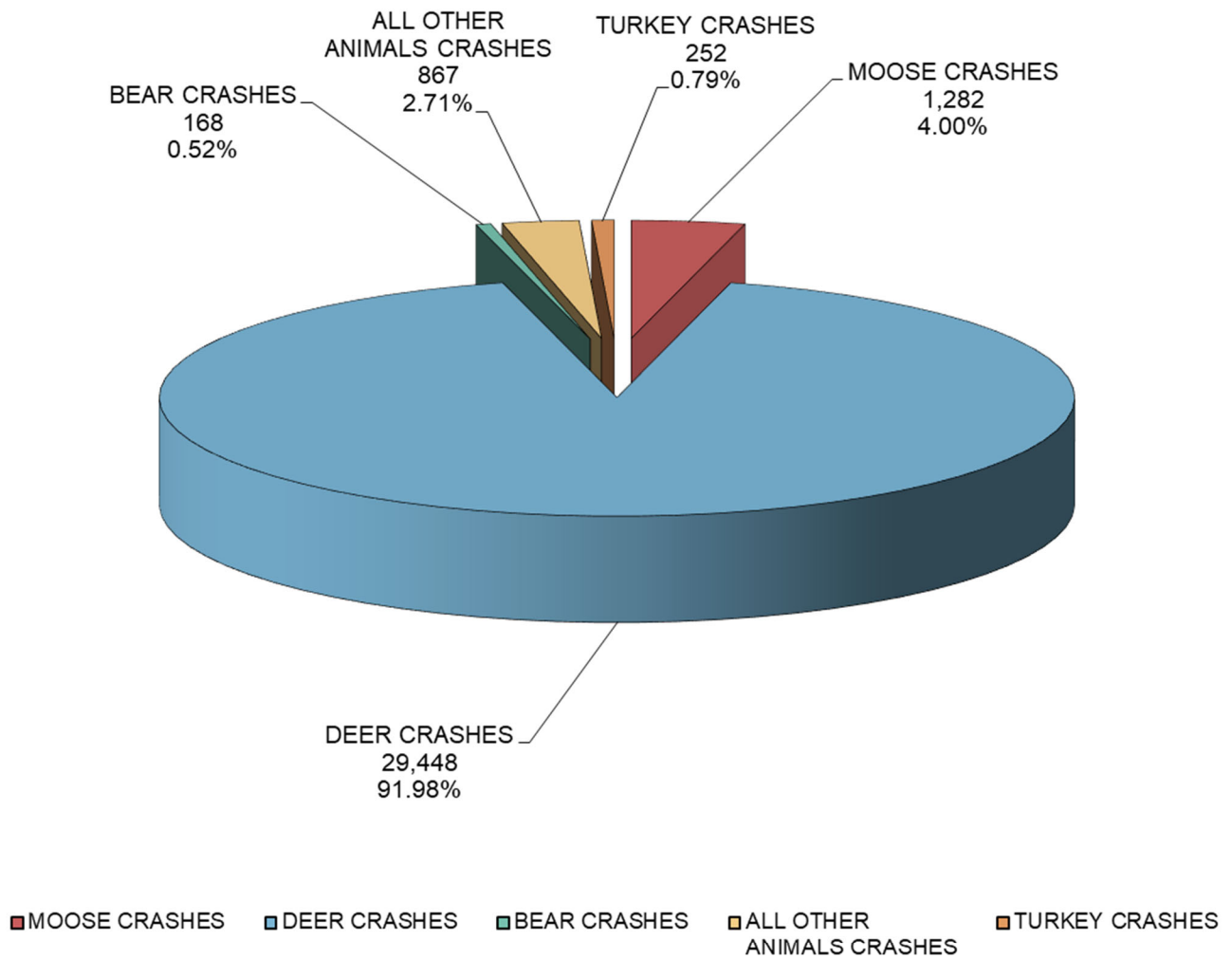
MAINE HIGHWAY TURKEY CRASHES
 BY COUNTY
 2018 - 2022
 FIVE YEAR TOTALS

FIVE YEAR HIGHWAY TURKEY CRASH TOTALS.....####
 2022 POPULATION ESTIMATE PROVIDED BY
 POPULATION DIVISION, U.S. CENSUS BUREAU.....(#####)



MAINE HIGHWAY ANIMAL CRASHES 2018 - 2022

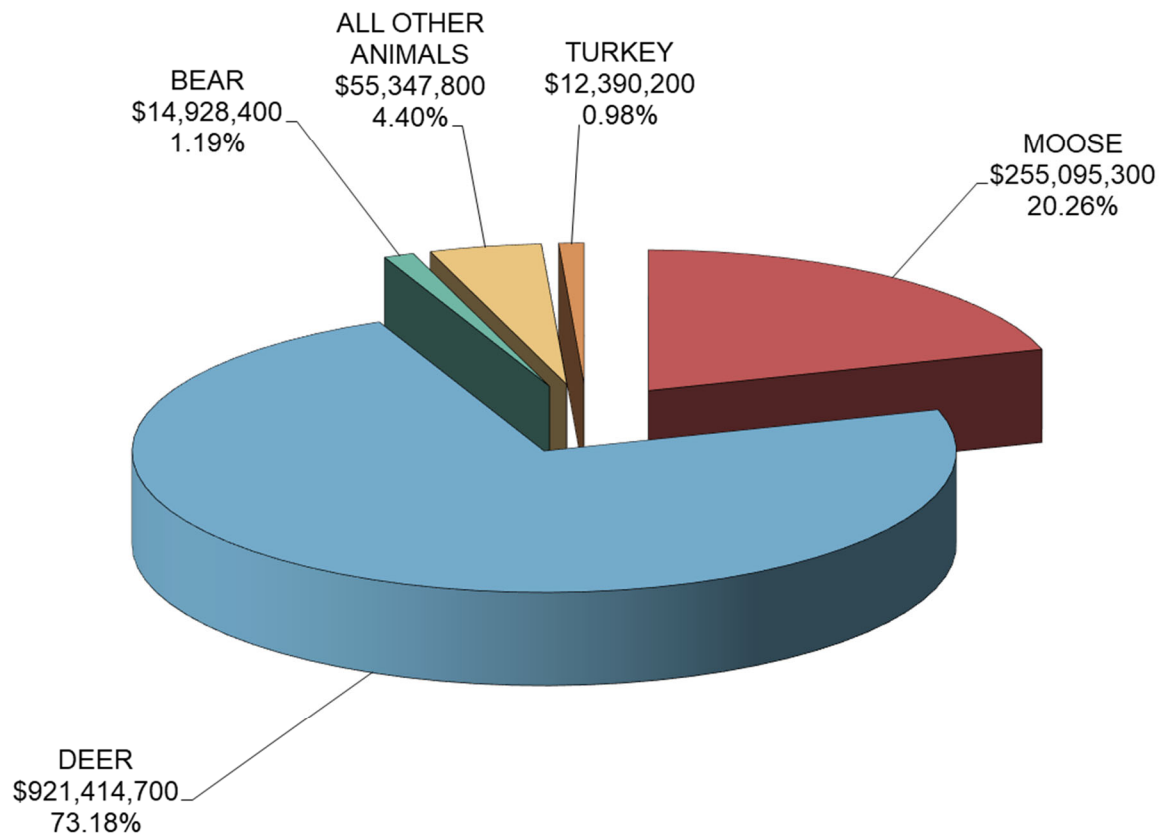
32,017 Total Animal Crashes



MAINE HIGHWAY ANIMAL CRASHES

ESTIMATED ECONOMIC LOSS

2018 - 2022



Average comprehensive costs are based on 2018 Federal Highway Administration estimates.

| | |
|--------------------------------------|--------------|
| Death (Per Crash) | \$10,098,000 |
| Suspected serious injury (Per Crash) | \$585,600 |
| Suspected minor injury (Per Crash) | \$177,500 |
| Possible injury (Per Crash) | \$122,300 |
| Property damage only (Per Crash) | \$10,600 |



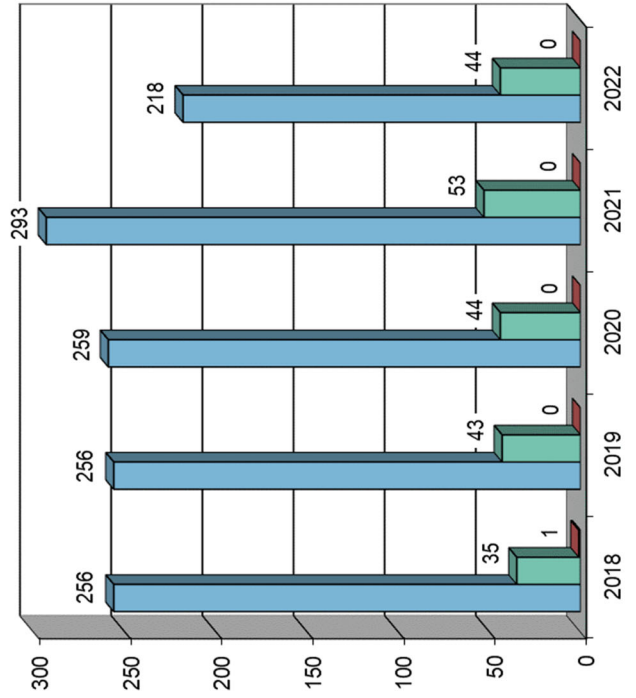
MAINE HIGHWAY ANIMAL CRASHES COMPARISON BY TOTAL, INJURY, AND FATAL

2018 - 2022

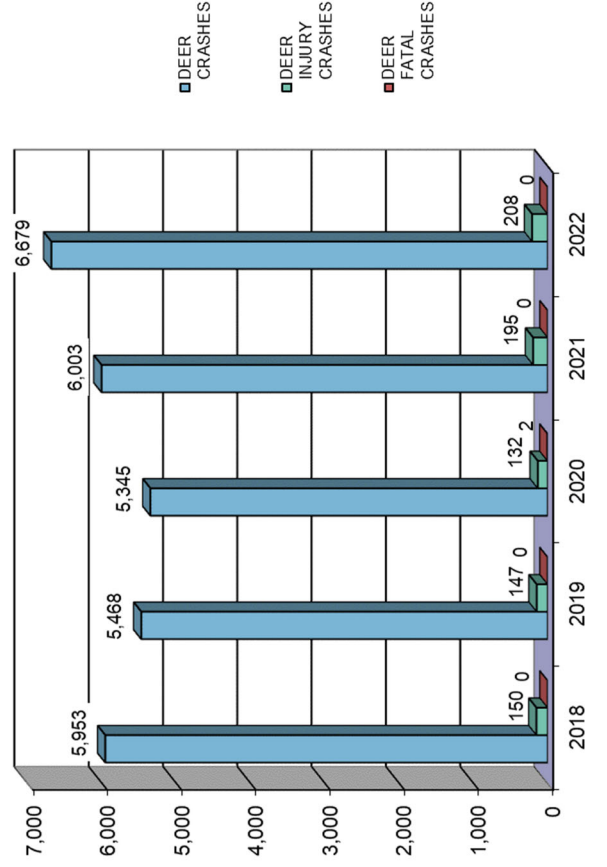
| YEAR | MOOSE CRASHES | MOOSE FATAL CRASHES | MOOSE INJURY CRASHES | DEER CRASHES | DEER FATAL CRASHES | DEER INJURY CRASHES | BEAR CRASHES | BEAR FATAL CRASHES | BEAR INJURY CRASHES | ALL OTHER ANIMAL CRASHES | TURKEY CRASHES | TURKEY FATAL CRASHES | TURKEY INJURY CRASHES | TOTAL ANIMAL CRASHES | TOTAL FATAL ANIMAL CRASHES | TOTAL ANIMAL INJURY CRASHES | | | |
|--------------|---------------|---------------------|----------------------|---------------|--------------------|---------------------|--------------|--------------------|---------------------|--------------------------|----------------|----------------------|-----------------------|----------------------|----------------------------|-----------------------------|---------------|----------|--------------|
| 2018 | 256 | 1 | 35 | 5,953 | 0 | 150 | 28 | 0 | 3 | 182 | 0 | 0 | 8 | 49 | 0 | 5 | 6,468 | 1 | 201 |
| 2019 | 256 | 0 | 43 | 5,468 | 0 | 147 | 38 | 0 | 4 | 199 | 0 | 0 | 10 | 54 | 0 | 4 | 6,015 | 0 | 208 |
| 2020 | 259 | 0 | 44 | 5,345 | 2 | 132 | 30 | 0 | 1 | 169 | 0 | 0 | 4 | 32 | 0 | 5 | 5,835 | 2 | 186 |
| 2021 | 293 | 0 | 53 | 6,003 | 0 | 195 | 30 | 0 | 1 | 145 | 0 | 0 | 9 | 51 | 0 | 4 | 6,522 | 0 | 262 |
| 2022 | 218 | 0 | 44 | 6,679 | 0 | 208 | 42 | 0 | 3 | 172 | 0 | 0 | 11 | 66 | 0 | 6 | 7,177 | 0 | 272 |
| TOTAL | 1,282 | 1 | 219 | 29,448 | 2 | 832 | 168 | 0 | 12 | 867 | 0 | 0 | 42 | 252 | 0 | 24 | 32,017 | 3 | 1,129 |



Moose Crashes

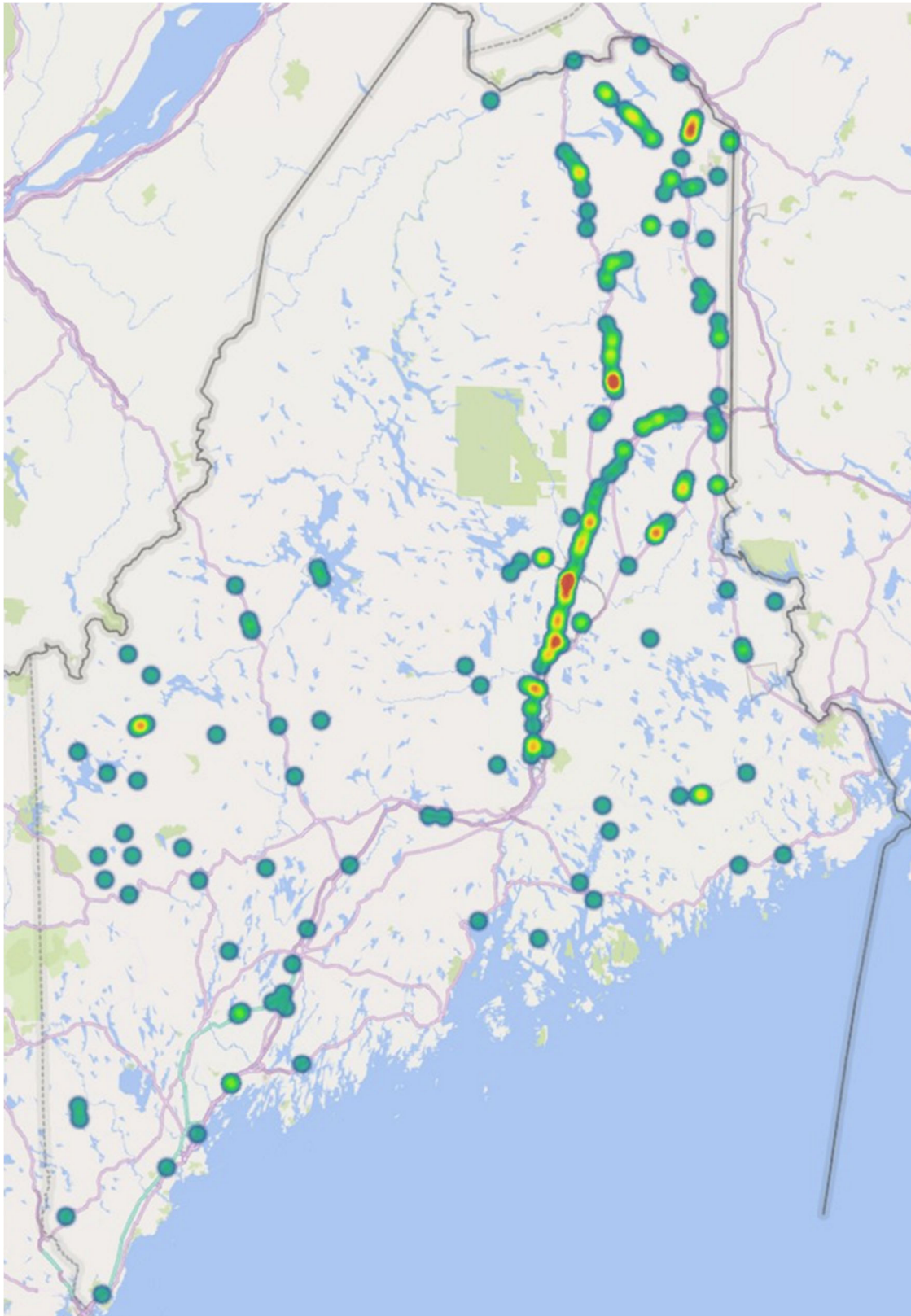


Deer Crashes

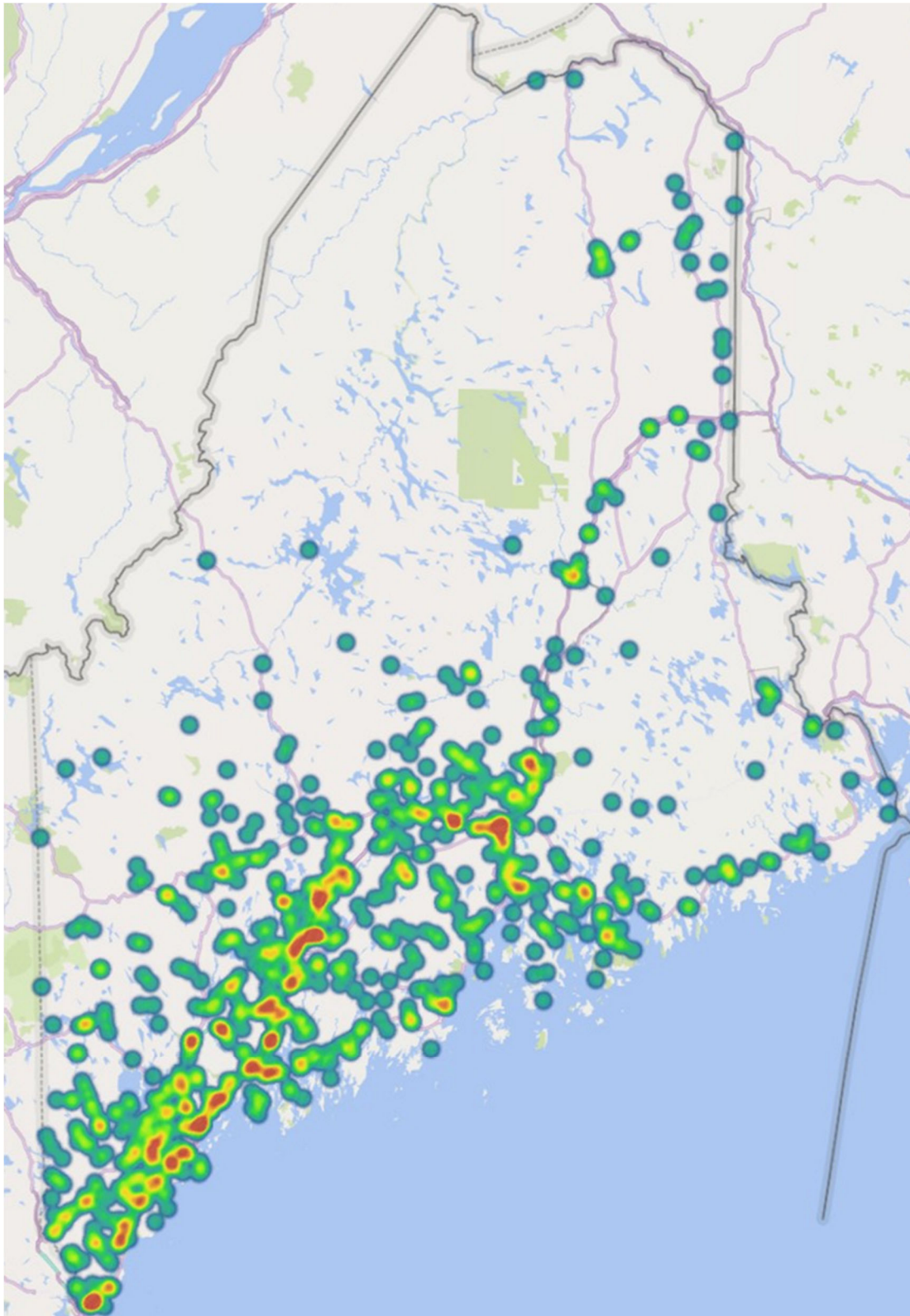


HEAT MAP BY LOCATION FOR MAINE HIGHWAY MOOSE CRASHES WHERE INJURIES OR FATALITIES OCCURRED

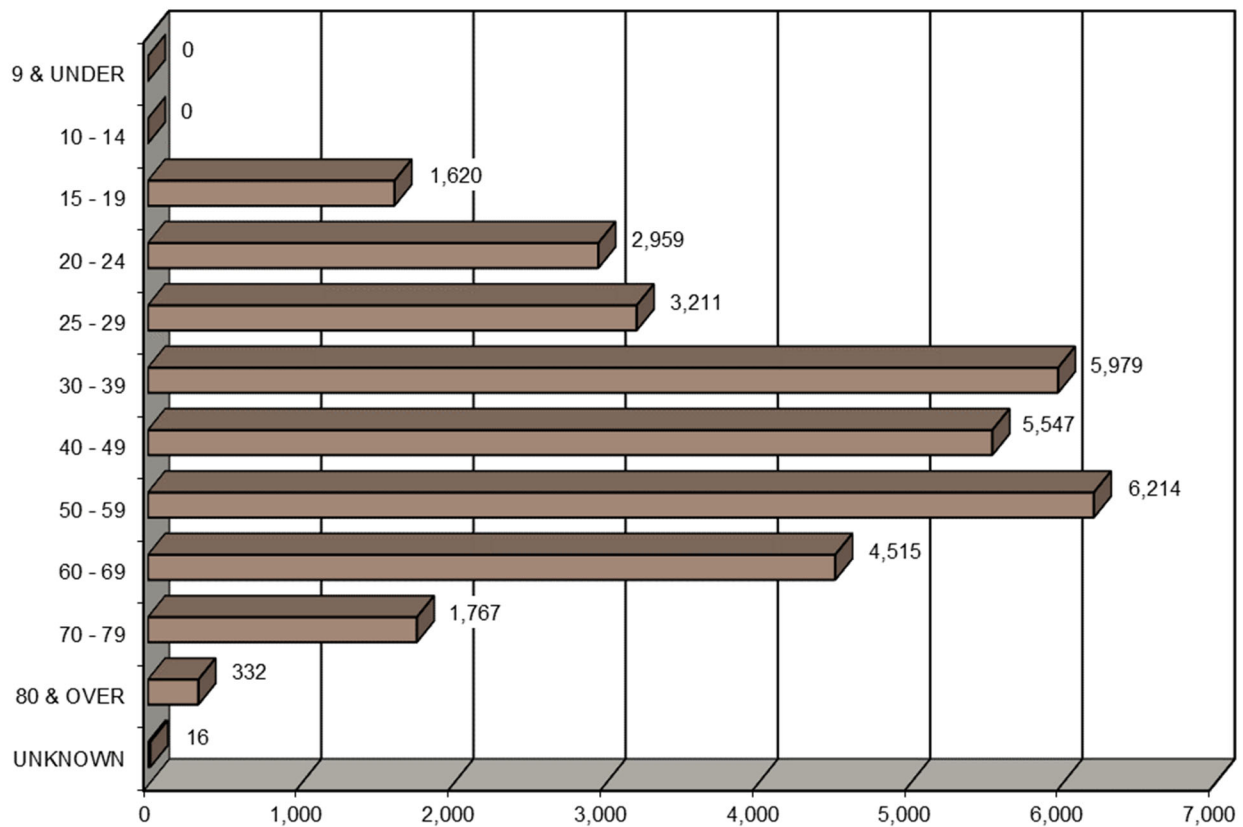
2018 - 2022



HEAT MAP BY LOCATION FOR MAINE HIGHWAY DEER
CRASHES WHERE INJURIES OR FATALITIES OCCURRED
2018 - 2022



DRIVERS INVOLVED IN MAINE HIGHWAY ANIMAL CRASHES BY AGE GROUP 2018 - 2022



| AGE OF DRIVER | MOOSE | DEER | BEAR | ALL OTHER ANIMALS | TURKEY | FIVE YEAR TOTAL | PERCENT OF TOTAL |
|------------------------|--------------|---------------|------------|-------------------|------------|-----------------|------------------|
| 9 & UNDER | 0 | 0 | 0 | 0 | 0 | 0 | 0.00% |
| 10 - 14 | 0 | 0 | 0 | 0 | 0 | 0 | 0.00% |
| 15 - 19 | 61 | 1,489 | 12 | 50 | 8 | 1,620 | 5.04% |
| 20 - 24 | 101 | 2,735 | 13 | 91 | 19 | 2,959 | 9.20% |
| 25 - 29 | 147 | 2,913 | 17 | 105 | 29 | 3,211 | 9.98% |
| 30 - 39 | 209 | 5,527 | 30 | 173 | 40 | 5,979 | 18.59% |
| 40 - 49 | 224 | 5,076 | 34 | 152 | 61 | 5,547 | 17.25% |
| 50 - 59 | 282 | 5,712 | 38 | 137 | 45 | 6,214 | 19.32% |
| 60 - 69 | 192 | 4,166 | 16 | 105 | 36 | 4,515 | 14.04% |
| 70 - 79 | 80 | 1,630 | 8 | 41 | 8 | 1,767 | 5.49% |
| 80 & OVER | 9 | 307 | 3 | 13 | 0 | 332 | 1.03% |
| UNKNOWN | 2 | 13 | 0 | 0 | 1 | 16 | 0.05% |
| FIVE YEAR TOTAL | 1,307 | 29,568 | 171 | 867 | 247 | 32,160 | 100.00% |



VEHICLES INVOLVED IN FATAL MAINE HIGHWAY ANIMAL CRASHES 2018 - 2022

| VEHICLE TYPE INVOLVED | MOOSE | DEER | BEAR | ALL OTHER ANIMALS | TURKEY | FIVE YEAR TOTAL |
|--|----------|----------|----------|-------------------|----------|-----------------|
| PASSENGER CAR | 3 | 0 | 0 | 0 | 0 | 3 |
| (SPORT) UTILITY VEHICLE | 1 | 0 | 0 | 0 | 0 | 1 |
| PASSENGER VAN | 0 | 1 | 0 | 0 | 0 | 1 |
| CARGO VAN (10k or less) | 0 | 0 | 0 | 0 | 0 | 0 |
| PICKUP TRUCK | 1 | 0 | 0 | 0 | 0 | 1 |
| MOTOR HOME | 0 | 0 | 0 | 0 | 0 | 0 |
| SCHOOL BUS | 0 | 0 | 0 | 0 | 0 | 0 |
| TRANSIT BUS | 0 | 0 | 0 | 0 | 0 | 0 |
| MOTOR COACH | 0 | 0 | 0 | 0 | 0 | 0 |
| OTHER BUS | 0 | 0 | 0 | 0 | 0 | 0 |
| MOTORCYCLE | 0 | 2 | 0 | 0 | 0 | 2 |
| MOPED | 0 | 0 | 0 | 0 | 0 | 0 |
| LOW SPEED VEHICLE | 0 | 0 | 0 | 0 | 0 | 0 |
| AUTOCYCLE | 0 | 0 | 0 | 0 | 0 | 0 |
| EXPERIMENTAL | 0 | 0 | 0 | 0 | 0 | 0 |
| OTHER LIGHT TRUCK (10,000 lbs or less) | 0 | 0 | 0 | 0 | 0 | 0 |
| MEDIUM /HEAVY TRUCKS (more than 10,000 lbs) | 0 | 1 | 0 | 0 | 0 | 1 |
| ATV (2,3,4-WHEEL) | 0 | 0 | 0 | 0 | 0 | 0 |
| SNOWMOBILE | 0 | 0 | 0 | 0 | 0 | 0 |
| PEDESTRIAN | 0 | 0 | 0 | 0 | 0 | 0 |
| BICYCLE | 0 | 0 | 0 | 0 | 0 | 0 |
| OTHER | 0 | 0 | 0 | 0 | 0 | 0 |
| TOTAL VEHICLES INVOLVED | 5 | 4 | 0 | 0 | 0 | 9 |



VEHICLES INVOLVED IN MAINE HIGHWAY ANIMAL CRASHES 2018 - 2022

| VEHICLE TYPE INVOLVED | MOOSE | DEER | BEAR | ALL OTHER ANIMALS | TURKEY | FIVE YEAR TOTAL |
|--|--------------|---------------|------------|-------------------|------------|-----------------|
| PASSENGER CAR | 429 | 14130 | 75 | 533 | 99 | 15,266 |
| (SPORT) UTILITY VEHICLE | 253 | 8466 | 50 | 220 | 75 | 9,064 |
| PASSENGER VAN | 22 | 672 | 4 | 15 | 2 | 715 |
| CARGO VAN (10k or less) | 11 | 283 | 3 | 6 | 2 | 305 |
| PICKUP TRUCK | 404 | 5508 | 31 | 75 | 61 | 6,079 |
| MOTOR HOME | 0 | 5 | 0 | 0 | 0 | 5 |
| SCHOOL BUS | 2 | 4 | 0 | 0 | 1 | 7 |
| TRANSIT BUS | 1 | 6 | 0 | 0 | 0 | 7 |
| MOTOR COACH | 1 | 1 | 0 | 0 | 0 | 2 |
| OTHER BUS | 1 | 4 | 0 | 1 | 0 | 6 |
| MOTORCYCLE | 8 | 149 | 2 | 18 | 7 | 184 |
| MOPED | 0 | 2 | 0 | 0 | 0 | 2 |
| LOW SPEED VEHICLE | 0 | 0 | 0 | 0 | 0 | 0 |
| AUTOCYCLE | 0 | 1 | 0 | 0 | 0 | 1 |
| EXPERIMENTAL | 0 | 0 | 0 | 0 | 0 | 0 |
| OTHER LIGHT TRUCK (10,000 lbs or less) | 6 | 34 | 1 | 0 | 0 | 41 |
| MEDIUM /HEAVY TRUCKS (more than 10,000 lbs) | 163 | 307 | 5 | 5 | 7 | 487 |
| ATV (2,3,4-WHEEL) | 1 | 1 | 0 | 0 | 0 | 2 |
| SNOWMOBILE | 0 | 0 | 0 | 0 | 0 | 0 |
| PEDESTRIAN | 0 | 0 | 0 | 0 | 0 | 0 |
| BICYCLE | 0 | 1 | 0 | 0 | 0 | 1 |
| OTHER | 3 | 26 | 0 | 5 | 0 | 34 |
| TOTAL VEHICLES INVOLVED | 1,305 | 29,600 | 171 | 878 | 254 | 32,208 |



MAINE HIGHWAY ANIMAL CRASHES

BY MONTH

2018 - 2022

MOOSE

| MONTH | 2018 | 2019 | 2020 | 2021 | 2022 | TOTAL |
|--------------|------------|------------|------------|------------|------------|--------------|
| JANUARY | 2 | 8 | 6 | 10 | 5 | 31 |
| FEBRUARY | 2 | 3 | 7 | 2 | 6 | 20 |
| MARCH | 0 | 0 | 4 | 4 | 2 | 10 |
| APRIL | 10 | 10 | 5 | 10 | 7 | 42 |
| MAY | 37 | 32 | 25 | 53 | 42 | 189 |
| JUNE | 67 | 78 | 66 | 58 | 45 | 314 |
| JULY | 28 | 32 | 40 | 34 | 27 | 161 |
| AUGUST | 28 | 16 | 20 | 28 | 13 | 105 |
| SEPTEMBER | 23 | 20 | 34 | 31 | 29 | 137 |
| OCTOBER | 27 | 33 | 28 | 30 | 23 | 141 |
| NOVEMBER | 22 | 15 | 12 | 23 | 13 | 85 |
| DECEMBER | 10 | 9 | 12 | 10 | 6 | 47 |
| TOTAL | 256 | 256 | 259 | 293 | 218 | 1,282 |

DEER

| MONTH | 2018 | 2019 | 2020 | 2021 | 2022 | TOTAL |
|--------------|--------------|--------------|--------------|--------------|--------------|---------------|
| JANUARY | 540 | 513 | 582 | 445 | 459 | 2,539 |
| FEBRUARY | 426 | 324 | 376 | 292 | 425 | 1,843 |
| MARCH | 361 | 467 | 391 | 433 | 468 | 2,120 |
| APRIL | 494 | 441 | 235 | 294 | 301 | 1,765 |
| MAY | 378 | 310 | 321 | 376 | 330 | 1,715 |
| JUNE | 431 | 443 | 446 | 594 | 578 | 2,492 |
| JULY | 291 | 360 | 288 | 339 | 430 | 1,708 |
| AUGUST | 164 | 237 | 196 | 224 | 261 | 1,082 |
| SEPTEMBER | 344 | 233 | 290 | 359 | 440 | 1,666 |
| OCTOBER | 628 | 544 | 639 | 607 | 940 | 3,358 |
| NOVEMBER | 957 | 917 | 990 | 1,321 | 1,338 | 5,523 |
| DECEMBER | 939 | 679 | 591 | 719 | 709 | 3,637 |
| TOTAL | 5,953 | 5,468 | 5,345 | 6,003 | 6,679 | 29,448 |

BEAR

| MONTH | 2018 | 2019 | 2020 | 2021 | 2022 | TOTAL |
|--------------|-----------|-----------|-----------|-----------|-----------|------------|
| JANUARY | 0 | 0 | 0 | 0 | 0 | 0 |
| FEBRUARY | 0 | 0 | 0 | 0 | 0 | 0 |
| MARCH | 0 | 0 | 0 | 0 | 0 | 0 |
| APRIL | 2 | 1 | 1 | 1 | 3 | 8 |
| MAY | 6 | 2 | 2 | 4 | 5 | 19 |
| JUNE | 3 | 10 | 9 | 5 | 12 | 39 |
| JULY | 5 | 9 | 6 | 5 | 5 | 30 |
| AUGUST | 1 | 7 | 4 | 5 | 2 | 19 |
| SEPTEMBER | 3 | 3 | 2 | 4 | 7 | 19 |
| OCTOBER | 6 | 5 | 6 | 5 | 7 | 29 |
| NOVEMBER | 2 | 1 | 0 | 1 | 1 | 5 |
| DECEMBER | 0 | 0 | 0 | 0 | 0 | 0 |
| TOTAL | 28 | 38 | 30 | 30 | 42 | 168 |

ALL OTHER ANIMALS

| MONTH | 2018 | 2019 | 2020 | 2021 | 2022 | TOTAL |
|--------------|------------|------------|------------|------------|------------|------------|
| JANUARY | 17 | 21 | 23 | 11 | 11 | 83 |
| FEBRUARY | 12 | 15 | 14 | 8 | 14 | 63 |
| MARCH | 8 | 12 | 12 | 9 | 6 | 47 |
| APRIL | 13 | 14 | 6 | 9 | 11 | 53 |
| MAY | 15 | 11 | 11 | 11 | 17 | 65 |
| JUNE | 10 | 22 | 6 | 7 | 11 | 56 |
| JULY | 12 | 14 | 9 | 11 | 12 | 58 |
| AUGUST | 11 | 15 | 15 | 10 | 12 | 63 |
| SEPTEMBER | 11 | 9 | 10 | 15 | 17 | 62 |
| OCTOBER | 30 | 22 | 22 | 24 | 20 | 118 |
| NOVEMBER | 23 | 17 | 24 | 18 | 26 | 108 |
| DECEMBER | 20 | 27 | 17 | 12 | 15 | 91 |
| TOTAL | 182 | 199 | 169 | 145 | 172 | 867 |

TURKEY

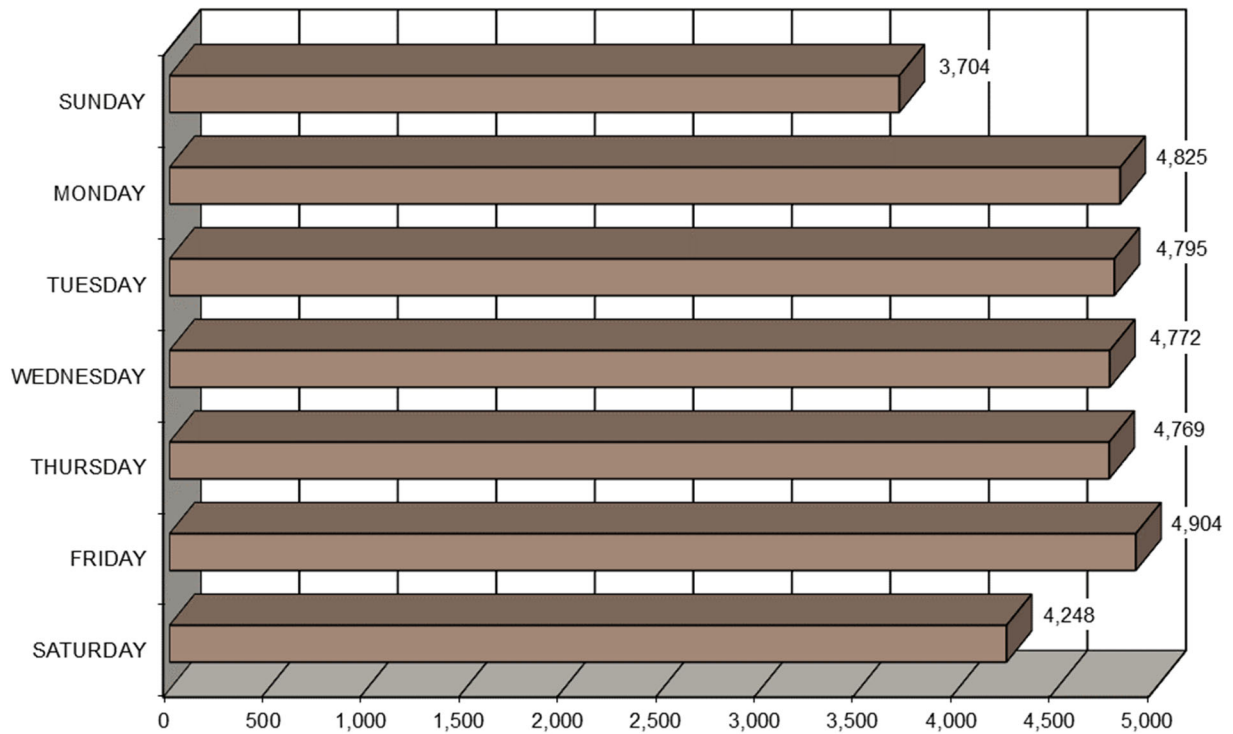
| MONTH | 2018 | 2019 | 2020 | 2021 | 2022 | TOTAL |
|--------------|-----------|-----------|-----------|-----------|-----------|------------|
| JANUARY | 0 | 1 | 0 | 4 | 2 | 7 |
| FEBRUARY | 0 | 0 | 1 | 0 | 2 | 3 |
| MARCH | 5 | 4 | 5 | 5 | 7 | 26 |
| APRIL | 18 | 26 | 11 | 17 | 24 | 96 |
| MAY | 5 | 12 | 3 | 8 | 11 | 39 |
| JUNE | 1 | 3 | 4 | 5 | 5 | 18 |
| JULY | 2 | 2 | 2 | 1 | 2 | 9 |
| AUGUST | 1 | 3 | 1 | 4 | 1 | 10 |
| SEPTEMBER | 3 | 0 | 1 | 2 | 4 | 10 |
| OCTOBER | 7 | 2 | 1 | 4 | 3 | 17 |
| NOVEMBER | 3 | 0 | 2 | 0 | 1 | 6 |
| DECEMBER | 4 | 1 | 1 | 1 | 4 | 11 |
| TOTAL | 49 | 54 | 32 | 51 | 66 | 252 |



MAINE HIGHWAY ANIMAL CRASHES

BY DAY OF THE WEEK

2018 - 2022



| DAY OF THE WEEK | MOOSE | DEER | BEAR | ALL OTHER ANIMALS | TURKEY | FIVE YEAR TOTAL | PERCENT OF TOTAL |
|------------------------|--------------|---------------|------------|-------------------|------------|-----------------|------------------|
| SUNDAY | 137 | 3,414 | 22 | 89 | 42 | 3,704 | 11.57% |
| MONDAY | 198 | 4,438 | 28 | 126 | 35 | 4,825 | 15.07% |
| TUESDAY | 170 | 4,427 | 21 | 139 | 38 | 4,795 | 14.98% |
| WEDNESDAY | 206 | 4,387 | 23 | 114 | 42 | 4,772 | 14.90% |
| THURSDAY | 195 | 4,388 | 24 | 124 | 38 | 4,769 | 14.90% |
| FRIDAY | 207 | 4,532 | 24 | 116 | 25 | 4,904 | 15.32% |
| SATURDAY | 169 | 3,862 | 26 | 159 | 32 | 4,248 | 13.27% |
| FIVE YEAR TOTAL | 1,282 | 29,448 | 168 | 867 | 252 | 32,017 | 100.00% |



MAINE HIGHWAY ANIMAL CRASHES BY TIME OF DAY 2018 - 2022

DEER

| TIME | 2018 | 2019 | 2020 | 2021 | 2022 | TOTAL |
|--------------|--------------|--------------|--------------|--------------|--------------|---------------|
| 12:00 A | 191 | 156 | 131 | 163 | 169 | 810 |
| 1:00 | 111 | 101 | 93 | 102 | 117 | 524 |
| 2:00 | 106 | 84 | 104 | 105 | 114 | 513 |
| 3:00 | 130 | 114 | 124 | 150 | 130 | 648 |
| 4:00 | 237 | 204 | 257 | 258 | 279 | 1,235 |
| 5:00 | 363 | 341 | 359 | 427 | 445 | 1,935 |
| 6:00 | 443 | 394 | 485 | 489 | 531 | 2,342 |
| 7:00 | 271 | 259 | 274 | 292 | 329 | 1,425 |
| 8:00 | 136 | 169 | 170 | 166 | 174 | 815 |
| 9:00 | 106 | 106 | 126 | 115 | 147 | 600 |
| 10:00 | 87 | 111 | 75 | 93 | 119 | 485 |
| 11:00 | 81 | 88 | 78 | 102 | 100 | 449 |
| 12:00 P | 72 | 89 | 72 | 79 | 122 | 434 |
| 1:00 | 70 | 71 | 55 | 75 | 78 | 349 |
| 2:00 | 62 | 66 | 55 | 81 | 96 | 360 |
| 3:00 | 71 | 81 | 73 | 74 | 94 | 393 |
| 4:00 | 318 | 304 | 284 | 299 | 356 | 1,561 |
| 5:00 | 627 | 550 | 538 | 545 | 673 | 2,933 |
| 6:00 | 521 | 453 | 501 | 555 | 609 | 2,639 |
| 7:00 | 480 | 406 | 415 | 446 | 507 | 2,254 |
| 8:00 | 529 | 475 | 380 | 516 | 528 | 2,428 |
| 9:00 | 418 | 386 | 300 | 389 | 439 | 1,932 |
| 10:00 | 300 | 234 | 212 | 261 | 289 | 1,296 |
| 11:00 | 223 | 226 | 184 | 221 | 234 | 1,088 |
| TOTAL | 5,953 | 5,468 | 5,345 | 6,003 | 6,679 | 29,448 |

MOOSE

| TIME | 2018 | 2019 | 2020 | 2021 | 2022 | TOTAL |
|--------------|------------|------------|------------|------------|------------|--------------|
| 12:00 A | 9 | 11 | 4 | 10 | 12 | 46 |
| 1:00 | 4 | 7 | 6 | 8 | 9 | 34 |
| 2:00 | 7 | 5 | 10 | 12 | 7 | 41 |
| 3:00 | 8 | 4 | 15 | 9 | 5 | 41 |
| 4:00 | 9 | 12 | 11 | 24 | 17 | 73 |
| 5:00 | 8 | 13 | 16 | 22 | 6 | 65 |
| 6:00 | 8 | 5 | 12 | 10 | 3 | 38 |
| 7:00 | 3 | 10 | 3 | 5 | 4 | 25 |
| 8:00 | 1 | 3 | 4 | 8 | 4 | 20 |
| 9:00 | 4 | 1 | 2 | 3 | 1 | 11 |
| 10:00 | 3 | 1 | 1 | 2 | 2 | 9 |
| 11:00 | 3 | 3 | 2 | 5 | 2 | 15 |
| 12:00 P | 2 | 1 | 1 | 3 | 2 | 9 |
| 1:00 | 2 | 0 | 1 | 2 | 3 | 8 |
| 2:00 | 2 | 2 | 1 | 5 | 1 | 11 |
| 3:00 | 4 | 2 | 3 | 2 | 2 | 13 |
| 4:00 | 5 | 9 | 6 | 7 | 0 | 27 |
| 5:00 | 7 | 7 | 8 | 8 | 12 | 42 |
| 6:00 | 8 | 20 | 15 | 16 | 14 | 73 |
| 7:00 | 20 | 13 | 21 | 12 | 16 | 82 |
| 8:00 | 36 | 37 | 27 | 31 | 31 | 162 |
| 9:00 | 51 | 52 | 39 | 58 | 36 | 236 |
| 10:00 | 32 | 26 | 31 | 19 | 14 | 122 |
| 11:00 | 20 | 12 | 20 | 12 | 15 | 79 |
| TOTAL | 256 | 256 | 259 | 293 | 218 | 1,282 |

TURKEY

| TIME | 2018 | 2019 | 2020 | 2021 | 2022 | TOTAL |
|--------------|-----------|-----------|-----------|-----------|-----------|------------|
| 12:00 A | 0 | 0 | 0 | 0 | 0 | 0 |
| 1:00 | 0 | 0 | 0 | 0 | 0 | 0 |
| 2:00 | 0 | 0 | 0 | 0 | 0 | 0 |
| 3:00 | 0 | 1 | 0 | 0 | 0 | 1 |
| 4:00 | 0 | 0 | 0 | 0 | 0 | 0 |
| 5:00 | 0 | 0 | 2 | 1 | 1 | 4 |
| 6:00 | 2 | 5 | 2 | 2 | 3 | 14 |
| 7:00 | 10 | 2 | 5 | 4 | 8 | 29 |
| 8:00 | 9 | 5 | 4 | 5 | 6 | 29 |
| 9:00 | 3 | 1 | 0 | 2 | 7 | 13 |
| 10:00 | 0 | 2 | 1 | 5 | 2 | 10 |
| 11:00 | 5 | 3 | 2 | 6 | 2 | 18 |
| 12:00 P | 2 | 6 | 3 | 1 | 8 | 20 |
| 1:00 | 3 | 3 | 1 | 4 | 5 | 16 |
| 2:00 | 2 | 5 | 1 | 3 | 2 | 13 |
| 3:00 | 3 | 5 | 4 | 1 | 7 | 20 |
| 4:00 | 2 | 3 | 1 | 4 | 7 | 17 |
| 5:00 | 4 | 5 | 3 | 5 | 5 | 22 |
| 6:00 | 3 | 4 | 2 | 5 | 2 | 16 |
| 7:00 | 0 | 2 | 0 | 3 | 1 | 6 |
| 8:00 | 0 | 2 | 1 | 0 | 0 | 3 |
| 9:00 | 0 | 0 | 0 | 0 | 0 | 0 |
| 10:00 | 0 | 0 | 0 | 0 | 0 | 0 |
| 11:00 | 1 | 0 | 0 | 0 | 0 | 1 |
| TOTAL | 49 | 54 | 32 | 51 | 66 | 252 |

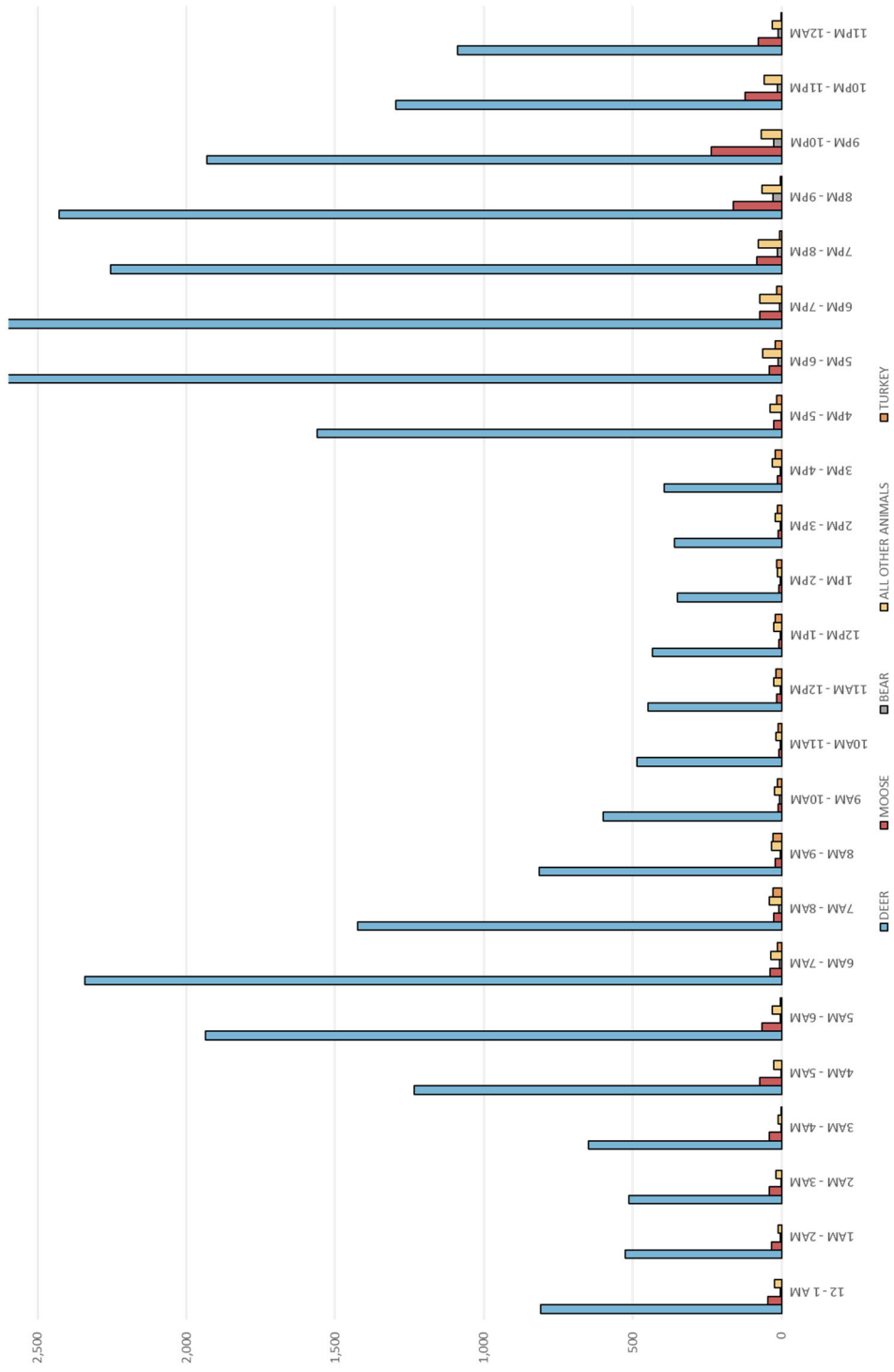
BEAR

| TIME | 2018 | 2019 | 2020 | 2021 | 2022 | TOTAL |
|--------------|-----------|-----------|-----------|-----------|-----------|------------|
| 12:00 A | 2 | 0 | 0 | 1 | 0 | 3 |
| 1:00 | 0 | 0 | 0 | 1 | 2 | 3 |
| 2:00 | 1 | 0 | 0 | 0 | 0 | 1 |
| 3:00 | 0 | 1 | 0 | 1 | 0 | 2 |
| 4:00 | 0 | 0 | 1 | 0 | 0 | 1 |
| 5:00 | 2 | 0 | 1 | 1 | 0 | 4 |
| 6:00 | 1 | 4 | 0 | 0 | 1 | 6 |
| 7:00 | 2 | 1 | 1 | 2 | 2 | 8 |
| 8:00 | 0 | 2 | 0 | 0 | 1 | 3 |
| 9:00 | 1 | 2 | 1 | 2 | 0 | 6 |
| 10:00 | 0 | 0 | 2 | 0 | 2 | 4 |
| 11:00 | 0 | 1 | 1 | 1 | 0 | 3 |
| 12:00 P | 0 | 0 | 1 | 1 | 1 | 3 |
| 1:00 | 0 | 1 | 0 | 0 | 2 | 3 |
| 2:00 | 1 | 2 | 0 | 0 | 0 | 3 |
| 3:00 | 1 | 0 | 1 | 1 | 1 | 4 |
| 4:00 | 0 | 0 | 1 | 1 | 0 | 2 |
| 5:00 | 1 | 4 | 0 | 3 | 2 | 10 |
| 6:00 | 1 | 1 | 1 | 1 | 3 | 7 |
| 7:00 | 1 | 3 | 2 | 2 | 6 | 14 |
| 8:00 | 5 | 7 | 4 | 6 | 6 | 28 |
| 9:00 | 7 | 6 | 5 | 4 | 5 | 27 |
| 10:00 | 1 | 2 | 6 | 1 | 3 | 13 |
| 11:00 | 1 | 1 | 2 | 1 | 5 | 10 |
| TOTAL | 28 | 38 | 30 | 30 | 42 | 168 |

ALL OTHER ANIMALS

| TIME | 2018 | 2019 | 2020 | 2021 | 2022 | TOTAL |
|--------------|------------|------------|------------|------------|------------|------------|
| 12:00 A | 8 | 5 | 4 | 0 | 6 | 23 |
| 1:00 | 4 | 2 | 2 | 1 | 3 | 12 |
| 2:00 | 4 | 4 | 4 | 2 | 4 | 18 |
| 3:00 | 0 | 2 | 5 | 2 | 2 | 11 |
| 4:00 | 4 | 6 | 6 | 3 | 8 | 27 |
| 5:00 | 6 | 4 | 4 | 9 | 8 | 31 |
| 6:00 | 12 | 8 | 7 | 3 | 7 | 37 |
| 7:00 | 9 | 9 | 7 | 8 | 7 | 40 |
| 8:00 | 6 | 8 | 5 | 7 | 7 | 33 |
| 9:00 | 4 | 9 | 1 | 6 | 3 | 23 |
| 10:00 | 1 | 4 | 5 | 4 | 4 | 18 |
| 11:00 | 4 | 9 | 1 | 6 | 5 | 25 |
| 12:00 P | 2 | 4 | 5 | 7 | 7 | 25 |
| 1:00 | 3 | 2 | 1 | 3 | 5 | 14 |
| 2:00 | 4 | 7 | 3 | 3 | 5 | 22 |
| 3:00 | 6 | 6 | 8 | 4 | 8 | 32 |
| 4:00 | 6 | 11 | 8 | 5 | 9 | 39 |
| 5:00 | 20 | 11 | 6 | 11 | 15 | 63 |
| 6:00 | 13 | 17 | 19 | 12 | 11 | 72 |
| 7:00 | 16 | 22 | 16 | 13 | 12 | 79 |
| 8:00 | 17 | 7 | 17 | 20 | 5 | 66 |
| 9:00 | 14 | 20 | 13 | 7 | 14 | 68 |
| 10:00 | 9 | 13 | 15 | 9 | 11 | 57 |
| 11:00 | 10 | 9 | 7 | 0 | 6 | 32 |
| TOTAL | 182 | 199 | 169 | 145 | 172 | 867 |

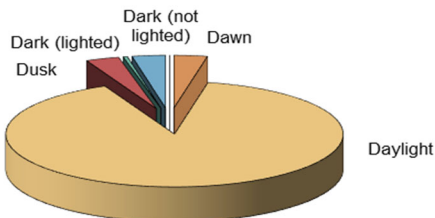
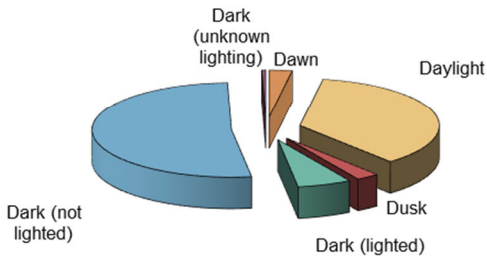
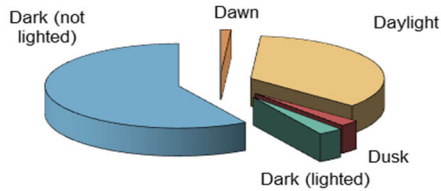
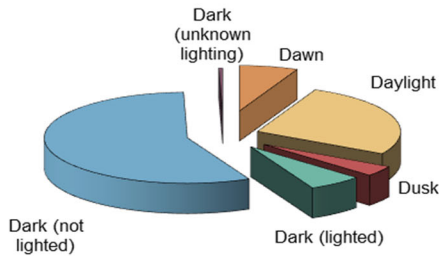
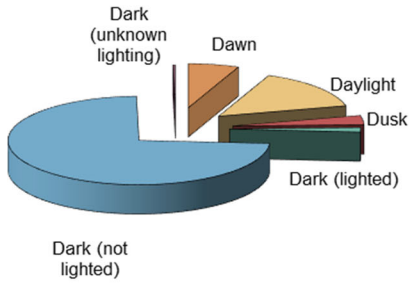
MAINE HIGHWAY ANIMAL CRASHES BY TIME OF DAY 2018 - 2022



MAINE HIGHWAY ANIMAL CRASHES

BY LIGHT CONDITION

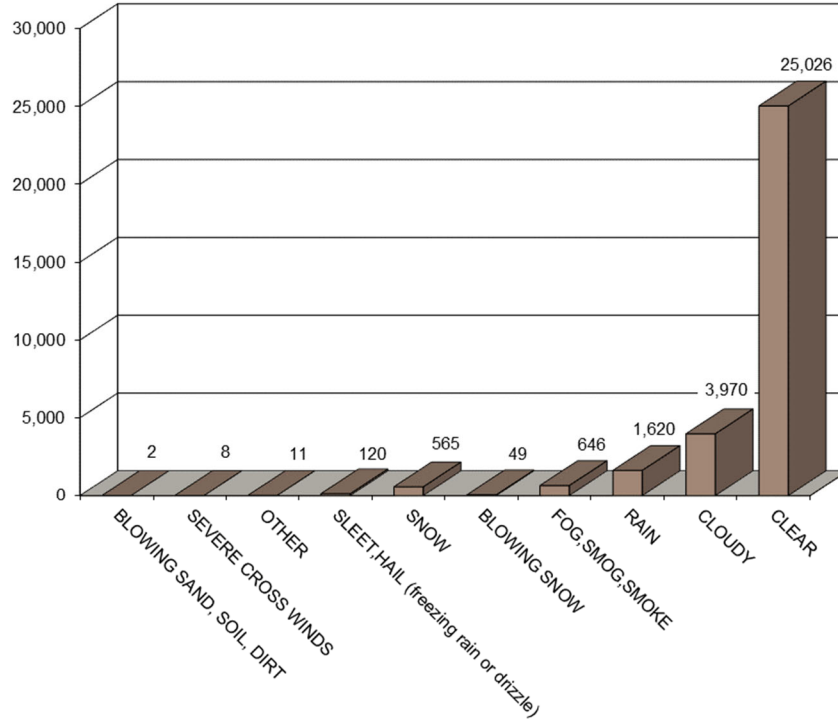
2018 - 2022



| MOOSE | 2018 | 2019 | 2020 | 2021 | 2022 | TOTAL |
|-------------------------|--------------|--------------|--------------|--------------|--------------|---------------|
| Dawn | 11 | 10 | 22 | 27 | 10 | 80 |
| Daylight | 36 | 41 | 36 | 51 | 27 | 191 |
| Dusk | 7 | 10 | 9 | 11 | 6 | 43 |
| Dark (lighted) | 1 | 5 | 2 | 7 | 5 | 20 |
| Dark (not lighted) | 200 | 190 | 187 | 194 | 170 | 941 |
| Dark (unknown lighting) | 1 | 0 | 2 | 1 | 0 | 4 |
| Unknown | 0 | 0 | 1 | 2 | 0 | 3 |
| TOTALS | 256 | 256 | 259 | 293 | 218 | 1,282 |
| DEER | 2018 | 2019 | 2020 | 2021 | 2022 | TOTAL |
| Dawn | 373 | 356 | 365 | 406 | 446 | 1,946 |
| Daylight | 1,415 | 1,524 | 1,458 | 1,584 | 1,835 | 7,816 |
| Dusk | 222 | 184 | 200 | 235 | 245 | 1,086 |
| Dark (lighted) | 368 | 368 | 313 | 332 | 406 | 1,787 |
| Dark (not lighted) | 3,546 | 3,019 | 2,978 | 3,416 | 3,716 | 16,675 |
| Dark (unknown lighting) | 26 | 14 | 29 | 28 | 29 | 126 |
| Unknown | 3 | 3 | 2 | 2 | 2 | 12 |
| TOTALS | 5,953 | 5,468 | 5,345 | 6,003 | 6,679 | 29,448 |
| BEAR | 2018 | 2019 | 2020 | 2021 | 2022 | TOTAL |
| Dawn | 2 | 0 | 0 | 0 | 0 | 2 |
| Daylight | 7 | 17 | 11 | 12 | 12 | 59 |
| Dusk | 0 | 1 | 1 | 0 | 2 | 4 |
| Dark (lighted) | 2 | 0 | 2 | 1 | 0 | 5 |
| Dark (not lighted) | 17 | 20 | 16 | 17 | 28 | 98 |
| Dark (unknown lighting) | 0 | 0 | 0 | 0 | 0 | 0 |
| Unknown | 0 | 0 | 0 | 0 | 0 | 0 |
| TOTALS | 28 | 38 | 30 | 30 | 42 | 168 |
| ALL OTHER ANIMALS | 2018 | 2019 | 2020 | 2021 | 2022 | TOTAL |
| Dawn | 7 | 7 | 3 | 2 | 4 | 23 |
| Daylight | 61 | 74 | 47 | 60 | 71 | 313 |
| Dusk | 3 | 7 | 3 | 5 | 5 | 23 |
| Dark (lighted) | 12 | 14 | 13 | 4 | 11 | 54 |
| Dark (not lighted) | 99 | 95 | 101 | 74 | 80 | 449 |
| Dark (unknown lighting) | 0 | 2 | 2 | 0 | 0 | 4 |
| Unknown | 0 | 0 | 0 | 0 | 1 | 1 |
| TOTALS | 182 | 199 | 169 | 145 | 172 | 867 |
| TURKEY | 2018 | 2019 | 2020 | 2021 | 2022 | TOTAL |
| Dawn | 1 | 1 | 4 | 1 | 1 | 8 |
| Daylight | 44 | 46 | 28 | 44 | 64 | 226 |
| Dusk | 2 | 3 | 0 | 3 | 0 | 8 |
| Dark (lighted) | 1 | 0 | 0 | 0 | 0 | 1 |
| Dark (not lighted) | 1 | 4 | 0 | 2 | 1 | 8 |
| Dark (unknown lighting) | 0 | 0 | 0 | 0 | 0 | 0 |
| Unknown | 0 | 0 | 0 | 1 | 0 | 1 |
| TOTALS | 49 | 54 | 32 | 51 | 66 | 252 |



MAINE HIGHWAY ANIMAL CRASHES BY WEATHER CONDITIONS 2018 - 2022



| WEATHER CONDITIONS | MOOSE | DEER | BEAR | ALL OTHER ANIMALS | TURKEY | FIVE YEAR TOTAL |
|--|--------------|---------------|------------|-------------------|------------|-----------------|
| BLOWING SAND, SOIL, DIRT | 0 | 2 | 0 | 0 | 0 | 2 |
| SEVERE CROSS WINDS | 0 | 8 | 0 | 0 | 0 | 8 |
| OTHER | 2 | 8 | 0 | 1 | 0 | 11 |
| SLEET, HAIL (freezing rain or drizzle) | 2 | 117 | 0 | 1 | 0 | 120 |
| SNOW | 23 | 526 | 0 | 13 | 3 | 565 |
| BLOWING SNOW | 3 | 45 | 0 | 1 | 0 | 49 |
| FOG, SMOG, SMOKE | 34 | 588 | 3 | 18 | 3 | 646 |
| RAIN | 61 | 1,483 | 8 | 51 | 17 | 1,620 |
| CLOUDY | 162 | 3,644 | 20 | 101 | 43 | 3,970 |
| CLEAR | 995 | 23,027 | 137 | 681 | 186 | 25,026 |
| TOTAL | 1,282 | 29,448 | 168 | 867 | 252 | 32,017 |

